

Carnicom Institute Research

2003

## **Acknowledgements**

### **Mission Statement:**

**Carnicom Institute is a non-profit organization working solely for the benefit of humanity. Our goal is to provide the public with beneficial and responsible information through scientific, educational, environmental, and health research for the public welfare. The Institute has devoted significant effort to the important issues of geoengineering and bioengineering.**

### **Disclaimer:**

**The Carnicom Institute is a non-profit health and environmental educational and research organization serving the public welfare. CI is not a clinic and does not perform any medical diagnosis, medical treatment, or prescription of therapy. We do not advocate any proprietary products, protocols, or therapies. All studies conducted by the Institute are for research purposes only. Our purpose is to provide information and education to the public.**

### **License:**

**Carnicom Institute by is licensed under a Creative Commons Attribution-NonCommercial-NoDerivatives 4.0 International License. <https://creativecommons.org/licenses/by-nc-nd/4.0>**

## Table of Contents

<b>Jan</b>	2
BETRAYAL OF VIETNAM VETERANS	2
TIME MAGAZINE POLL: Which Country Poses the Greatest Danger to World Peace in 2003?	3
ELF & THE HUMAN ANTENNA	4
ELF CIRCUIT DESIGN	7
ELF IN BANDELIER NATIONAL MONUMENT	12
THE MONITORS OF DISA	15
<b>Feb</b>	16
ELF AT 10,500 FEET	16
A CONNECTION: ELF - SATELLITES - HAARP - AEROSOLS	18
CHACO CANYON NATIONAL PARK : 10 SECOND ELF PULSE OBSERVED	20
<b>Mar</b>	24
A THIRD PATTERN OBSERVED : VERY LOW FREQUENCY PULSE SWITCHING	24
POSITIVE ELF SPECTRUM IDENTIFICATION	27
ATMOSPHERIC MOLD IS ABUNDANT	29
VLF 'PULSE SWITCHING' REPEATED	34
THE MONITORS OF JGI	36
THE EARTH IS THE ANTENNA	37
A 4TH PATTERN OBSERVED : PERIODIC PULSE AT 5 SEC. INTERVALS	39
MULTIPLES SHIFT TO 6 HERTZ	41
A DIRECT CONNECTION: THE HUMAN ANTENNA II	42
VLF PULSES AND HAARP	44
ELF VERIFIED IN UTAH	47
ELF-VLF AUDIO FILES: A CONTRIBUTION	49
DIRECTION OF ELF-VLF ENERGY VERIFIED	53
<b>Apr</b>	56
VLF PULSES RETURN 04/05	56
AN INQUIRY INTO POWER	58
MAGNETICS, AEROSOLS & VLF	63
LASER APPLICATIONS OF AN IONIZED ATMOSPHERE	66
<b>May</b>	67
ATMOSPHERIC CONDUCTIVITY II	67
MOLDS FLOURISH, ILLNESS PREVAILS	73
ESTIMATED LOWER ATMOSPHERIC ELECTROMAGNETIC PROPERTIES	75
Meditation: 100% COUNTERMEASURE for 'Targets of Electronic Harassment by Leslie Oliver	79
Natural Medicine for The Times, Dr. Gwen Scott, N.D.	91
<b>Jun</b>	103
THE EXTINCTION OF THE STARS	103
<b>Jul</b>	109
TIME	109
A MEETING	114
ADDITIONAL CRYSTAL UNDER EXAMINATION	116
<b>Aug</b>	120
TIME TO START WATCHING TIME	120
OFFICE OF SPECIAL INVESTIGATIONS	124
CLOVERLEAF	125
TIME, ENERGY AND EARTH CHANGES	126
<b>Sep</b>	129
DENDRITE-IONIZER CRYSTAL UNDER EXAMINATION	129

THE WAISTLINE OF ROTATION	137
<b>Oct</b>	141
MICHIGAN PRESENTATION: AEROSOL OPERATIONS AT NORTHERN MICHIGAN UNIVERSITY	141
TIME & ROTATION CHANGES SUSTAINED	142
THE THEFT OF SUNLIGHT	143
THE OCTOBER SOLAR STORM	145
<b>Nov</b>	148
SANTA FE PRESENTATION	148
DECELERATION CONTINUES	149
DEMOCRACY NOW! : BEYOND RETICENCE	150
RESEARCH TRENDS AND APPEALS	152
<b>Dec</b>	153
PRELIMINARY FINDINGS	153
Los HALLAZGOS PRELIMINARES	156
DECOUVERTES PRELIMINAIRES	159
EINLEITENDE FUNDE	162
LE SCOPERTE PRELIMINARI	165
RESULTADOS PRELIMINARES	168

**Jan**  
**BETRAYAL OF VIETNAM VETERANS**

Jan 12, 2003

**BETRAYAL OF VIETNAM VETERANS**

**Clifford E Carnicom**

**Jan 12 2003**

Donald Rumsfeld stated on Jan 07 2003 the following with respect to the draft:

**“And what was left was sucked into the intake, trained for a period of months, and then went out, adding no value, no advantage, really, to the United States armed services over any sustained period of time...”**

Additional Notes:

Washington Post Article:

**From Reuters News Service, Jan 07 2003:**

<http://www.washingtonpost.com/wp-dyn/articles/A24144-2003Jan7.html>

Please also refer to the radio broadcast of [Mike Malloy](#) on Jan 09 2003 for additional reporting and commentary.

[Original Department of Defense Transcript, Jan 07 2003](#)

## TIME MAGAZINE POLL: Which Country Poses the Greatest Danger to World Peace in 2003?

Jan 14, 2003

### THE TIME POLL

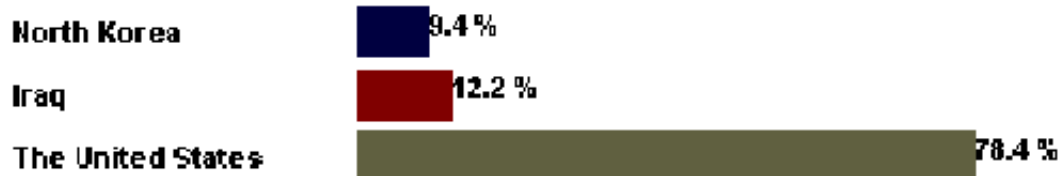
Jan 14 2003

Clifford E Carnicom

The results of the Time Magazine Poll as of Jan 14 2003 at 0830 CST:

### TIME QUICK VOTE RESULTS

Which country poses the greatest danger to world peace in 2003?



Total Votes Cast: 121767

NOTE: This is an unscientific, informal survey for the interest and enjoyment of TIME.com users and may not be indicative of popular opinion

Source of poll:

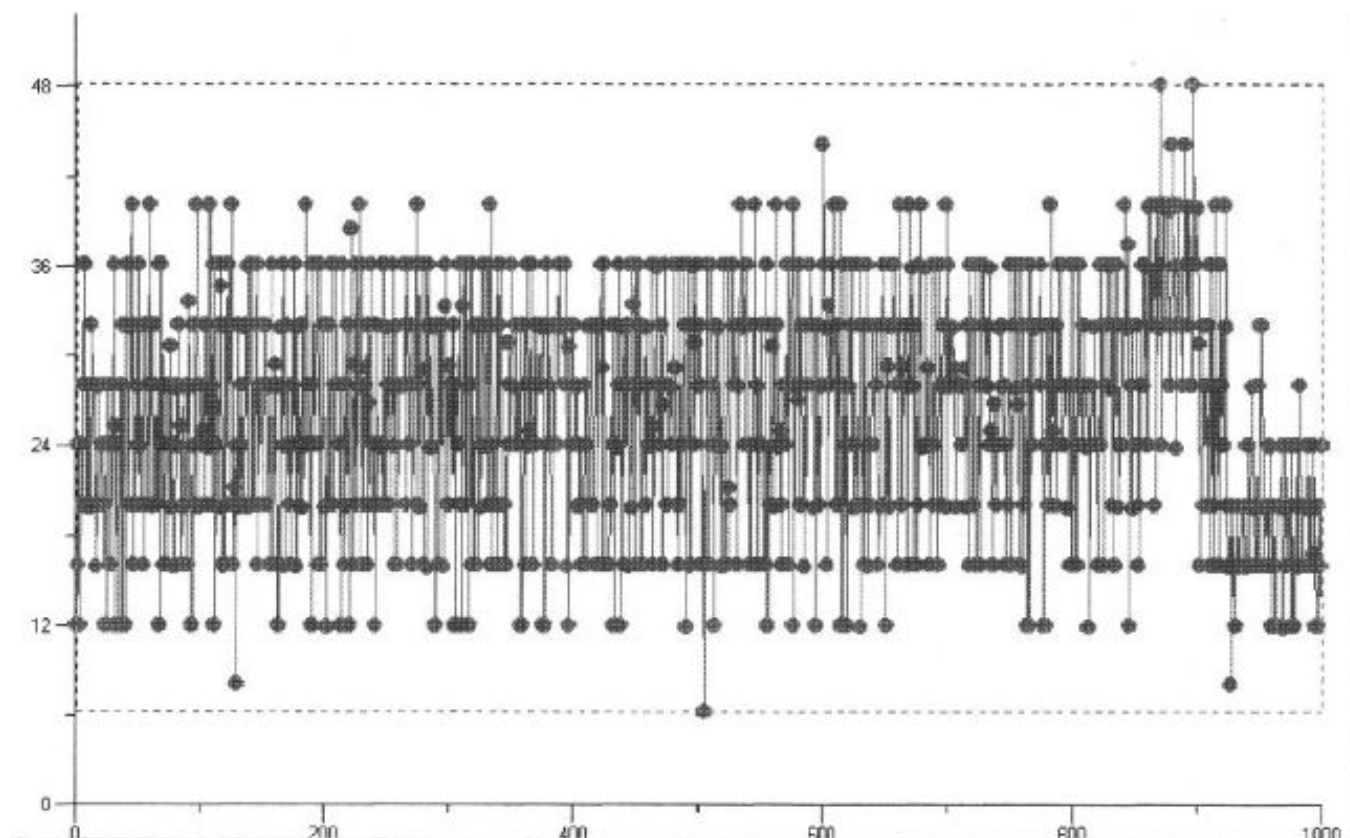
<http://www.time.com/time/europe/gdml/peace2003.htm>

with credit to Jeff Rense ([www.rense.com](http://www.rense.com)) for making this information available to the public.

## ELF & THE HUMAN ANTENNA

Jan 19, 2003

ELF  
&  
THE HUMAN ANTENNA  
Clifford E Carnicom  
Jan 19 2003



Y Axis is Measured Frequency in Hz (12, 24, 36...).

X Axis is Observation Number (One observation per sec; Total of 1000 observations)

Data collected on Jan 18 2003 at approx. 2300 – Santa Fe NM

The presence of ambient Extremely Low Frequency Radiation (ELF) waves has again been verified. This data has the remarkable property of being of geometric form, with the frequencies occurring almost exclusively as multiples of 4 Hz. It appears reasonable to conclude that the frequencies being captured are likely of artificial design with an undeclared purpose. The human brain operates primarily within the same range of frequencies that are repeatedly being recorded. The graph above shows the unusual nature of this data; the Y axis of the graph shows the measured frequencies in Hz (cycles per second) and the Y axis shows the number of observations at one per second (total of 1000). Each dot represents a single observation; the structure of the data is readily apparent.

The graph shows, therefore, ELF frequencies commonly being recorded at 12, 16, 20, 24, 28, 32, 36, and 40 cycles per second. Previous research also shows that this frequency list minimally

includes the additional frequencies of 2, 4 and 8 Hz.

The current work is the result of an original circuit that has been designed to detect ELF waves using a series of operational amplifiers in conjunction with a high inductance coil. This circuit has developed from an original design project combined with certain experimental modifications during construction that have led to a device of extraordinary sensitivity. The 60Hz signal from the power line infrastructure is easily detectable with this newer circuit. The circuit is also sensitive enough to detect and register the electromagnetic presence of a person from several feet away from within the same room that the circuit is housed.

The specific source, intent and effect of these radiations remains unspecified at this time. As a topic of additional research, it is well documented within the HAARP literature that ELF production that results from the pulsing of the ionosphere with high frequency radiation is an application of importance. ELF propagation has the property of traversing extensive distances over the globe due to the extremely long wavelengths involved. Earth penetration and subsurface communication applications are also major uses of ELF propagation. The role of a modified atmosphere (refer to previous discussions on the plasma frequency) resulting from the introduction of massive amounts of electrically conductive particulate matter must be considered in conjunction with these disturbing findings.

Six significant effects or mechanisms of ELF radiation upon human health have been identified through initial research on this topic, including but not limited to:

1. human mental functioning, influence and control
2. disruption of cellular metabolism
3. suppression of the immune system
4. genetic modification and/or DNA effects
5. influence upon free radical formation
6. cyclotron resonance

The particular circuit that has been developed and that remains under investigation will be presented in detail at a later time when time permits. The general conceptual design is that of a high inductance coil being used in conjunction with a series of operational amplifiers in combination with a frequency meter.

Although these frequencies have now been detected through three completely independent methods (two operational amplifier circuits and one coil-capacitor resonant circuit in combination with a gaussmeter), it has remained difficult to develop sufficient sensitivity to log the data reliably.

A most unexpected and unusual result of the current work is the role that the human being can assume in the detection of these frequencies. It has been found that the human organism, acting in conjunction with the primary large inductance coil (antenna) of the circuit, provides sufficient amplification to the signal to allow reliable detection and logging of the data. That is to say, if a human runs a wire in parallel from the skin to the inductor lead, the geometric form of these frequencies is easily detected. It appears, therefore, that the human being acts in some sort of resonant or amplification capacity with this particular circuit. The effect upon health and or mental functions exists as a primary topic of inquiry. This research is in the early stages and will require additional investigation; it may be that alternative antennas may be able to provide this same result. The interplay between the human species, the dominant frequencies of the human



**brain, and the detection of this geometric form of ELF radiation would appear to be of much concern at this point.**

**Professionals knowledgeable in all fields related to these findings are again asked to contribute their services on behalf of the public welfare. Citizens are again asked to seek full accountability and disclosure on the issues that have been raised within this report.**

Clifford E Carnicom  
Jan 19 2003

## ELF CIRCUIT DESIGN

Jan 26, 2003

### ELF CIRCUIT DESIGN

Clifford E Carnicom

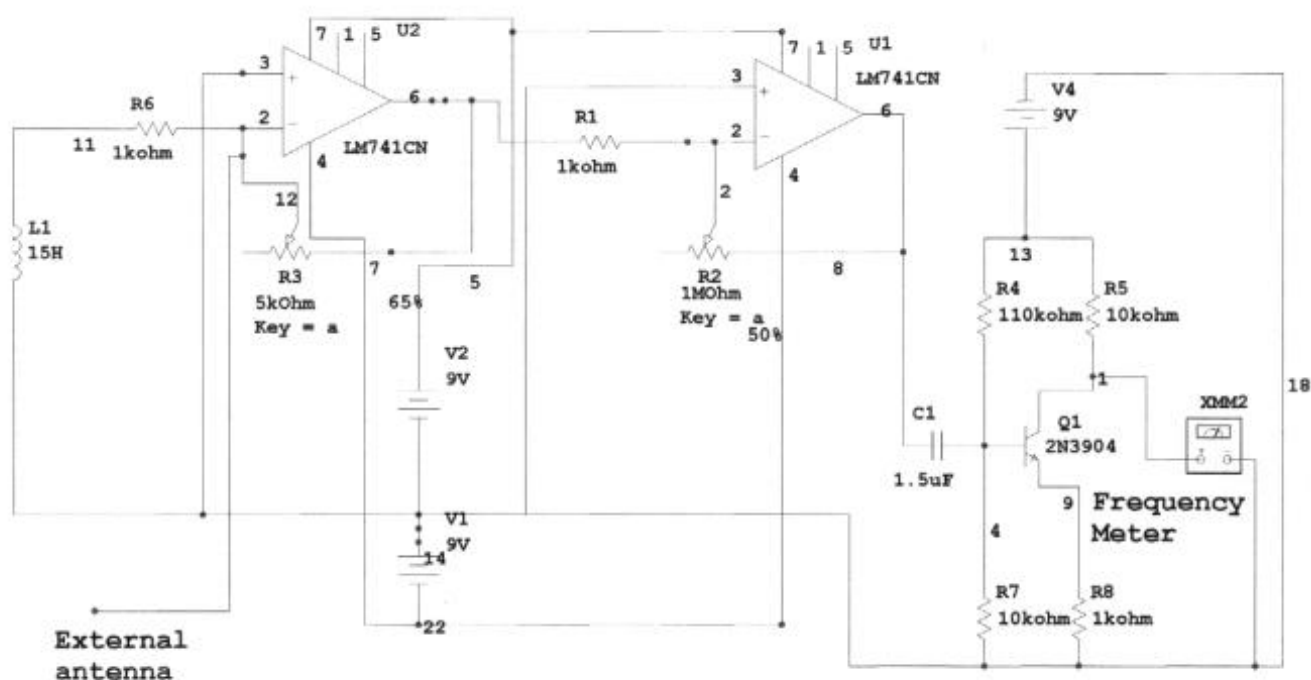
Jan 26 2003

Edited Feb 15 2003 – Edited Feb 24 2003

Edited Mar 08 2003 – Edited Mar 18 2003

Edited Mar 21 2003 – Edited Mar 29 2003

This page subject to revision



### ELF Circuit Design as of Feb 24 2003

#### Additional Notes 02/24/2003:

A common-emitter amplifier circuit has been added to the previous circuit. This is based upon the use of a 2N3904 PNP transistor. This is designed to boost the output of the original signal from a magnitude of a few millivolts RMS AC to approximately 15 to 30mV RMS AC. This design appears to be successful in this regard.

#### Additional Notes 03/08/2003:

Work is currently underway to develop and integrate into the circuit a loop antenna to serve direction finding research goals.

#### Additional Notes 03/18/2003 and 03/21/2003:

Essential information regarding the directional loop antenna is as follows:

The antenna frame consists of two 1? by 4? x 4 ft. pieces of lumber bolted at right angles to one another in the center of each piece. This forms a square frame for the wire. 2 1/2? bolts are attached near the end of each wooden piece with fender washers at the outside edge of each bolt

to contain the wire as it is looped around the wooden frame. 500 ft. of No. 14 insulated solid copper wire is neatly wrapped around the frame using the end bolts for support and containment of the wire. The wire starts and stops at any one end of the wooden frame. Two holes are drilled at the end of this same wooden frame piece to contain the leads of the antenna. The wooden frame is mounted onto an aluminum or steel mast of 10 feet height, and will have the appearance of a diamond by mounting one of the boards to the mast. The antenna leads feed out from the bottom of the frame structure and are connected to RG58 coax cable and fed into the ELF circuit. The thickness of the wire will be approximately 1 inch by the time it is all wound.

Parallel resonance is achieved by placing a capacitor across the output leads of the antenna prior to the coax connection. Different values of capacitance will vary the resonant frequency according to the relation :  $f_r = 1 / (2 * \pi * (LC)^{1/2})$  where L is the inductance of the coil in henries, C is the capacitance in farads, and  $f_r$  is the resonant frequency in Hz. Different values of capacitance are being experimented with, currently ranging from 4nF (resonant frequency : ~32.5kHz) to 3.3uF (resonant frequency : ~1132Hz) to 11300 uF (resonant frequency : ~20Hz). The inductance of the coil above is calculated and independently measured as approximately 6mH. This antenna is to be considered as a small loop antenna with the primary electrical field strength occurring in the direction of the plane of the antenna. Primary magnetic field sensitivity is perpendicular to the plane of the antenna. Additional information on loop antennas can be found within the Practical Antenna Handbook, by Joseph Carr, Fourth Edition, 2001.

The loop antenna as described here replaces the Hammond 15H inductor which is shown in the circuit diagram above. The advantage of the loop antenna over the 15H inductor (filter choke) is that the loop antenna can be used for direction finding purposes to help identify the origin and location of the signals received.

#### Additional Notes 03/21/03:

It will be advantage to perform data logging with the use of a non-cathode ray based computer, such as a laptop. It has been learned that the influence of a cathode ray tube which is placed in proximity to the loop antenna will produce a mixed signal which is more difficult to interpret. The orientation of the CRT with respect to the directional antenna will also have an effect (this appears to be creating an interaction between local electric and larger scale geomagnetic fields. The use of a mixed or heterodyned signal is recommended for a later analysis. Efforts have been taken to reduce all 60Hz and powered equipment as much as is possible, and significant changes in the received signals does occur as a result. It appears that modulation, mixing and or heterodyning may still be a factor in the signals that are being received, even when the cathode ray tube influence is removed. Spectral analysis indicates that a fundamental frequency of 10Hz is present with the ELF range being monitored. Sums and differences of 4Hz and/or 6 Hz are under increased scrutiny. Maximum signal strength continues to be in the direction of the magnetic field lines of the earth. Additional information will be provided as additional tests are run under these quieted conditions.



View of Loop Antenna from the ground.

Each board measures 1? x 4? x 4ft. Antenna leads are fed through two holes drilled through board at lowest point of antenna. 2 1/2? bolts with fender washers mounted on end of bolts contain wire. Wire is 500 ft. long, 14 gauge copper solid. Capacitor is mounted across leads (parallel resonance) of antenna prior to lead connections to RG558 coax cable. See additional text description.

**The audio amplifier added to the output of the ELF circuit as it is shown above can be purchased from Radio Shack for approximately \$12. Input sensitivity of the amplifier is 1mV and the part number is 277-1008.**

**The digital oscilloscope-spectrum analyzer is model ADC-40 from [PicoTech](http://www.picotech.com) ([www.picotech.com](http://www.picotech.com)). This logging oscilloscope-spectrum analyzer circuit plugs into the parallel port of a computer and can be used to analyze frequencies to 10kHz.**

**Notes for Mar 29 2003:**

**A 18mH filter choke has been added in series to the coil of the directional antenna. This brings the total inductance to approximately 24mH. The capacitors being used in parallel resonance now vary from 2pF to 56pF. Credit is given to an independent researcher for direct measurement and verification of the original loop inductance as approximately 6mH.**

**The schematic above shows the ELF circuit as it is being used in the most recent testing and experimentation reported on this site. The circuit is reasonably simple; it is the result of considerable design, simulation, experimental, trial and error work. It is expected that the circuit can be improved and suggestions are welcome to that effect. Any detailed analysis of the circuit and its performance are welcome. The circuit has been considerably simplified since the original**

incarnation that uses a TL082 operational amplifier. The circuit is being presented in the most basic form only; obvious refinements such as power switches will be included at a later time. Those with electrical engineering knowledge are welcome to comment on the circuit and any inherent weaknesses or suggested improvements.

There is a marked difference in performance between the original investigated circuit and the recent modifications that are shown. Both sensitivity and bandwidth performance appear to be noticeably improved.

The external antenna appears to improve the signal strength. A wire of several feet in length has been used, as well as the human body, and the combination of both. All variations have an effect upon the signal strength, and the gain setting is regulated for each. The first potentiometer can be regulated to vary the gain of the circuit. Voltage minimums in combination with various antenna configurations appear to be important under certain test conditions.

All wire junctions shown without a dot at the node are crossovers. Crossing wires are NOT connected unless a dot occurs at the junction of the wires.

The initial success of the circuit should be able to be tested with the ambient 60Hz power line signals; from that point experimentation with the gain control and various antenna configurations can be investigated. Considerable patience and experimentation may be required to fully exploit the range of sensitivity of the circuit. Users are welcome to report any problems or questions and all will be evaluated; responses will occur as time permits. The circuit now exists only in breadboard form, as revisions have been frequent and common.

It will be beneficial if citizens in other locations of the nation or globe will construct this circuit (or any improved version) and report their results. Please also refer to [additional requests for assistance](#) that have previously been made. Serious inquiries may be directed to [cec102@usa.com](mailto:cec102@usa.com), however, responses can only be provided as time and circumstances permit. All inquiries will be considered and evaluated.

This circuit is subject to continuous revision and additional reports will be presented as time and circumstances permit.

---

#### Additional Notes:

The Hammond 15H inductor (filter choke) can be acquired from:

Parts Express  
[www.parts-express.com](http://www.parts-express.com)  
937.743.3000  
Part No. 122-330

The Hammond 15H inductor is not needed if the directional loop antenna is constructed.

The operational amplifier is a LM741CN and is available from:

Radio Shack, Part No. 276-007.

**Knowledgeable designers are invited to recommend changes to this circuit for improved performance.**

**The frequency meter being used is:**

**Radio Shack 46-Range Digital Multimeter with PC Interface. (No model no. specified.)**

**Input sensitivity at the lower frequency range is stated as 50mV rms.**

**Data logging software is Meter View 1.0 included with the multimeter, along with the serial interface cable.**

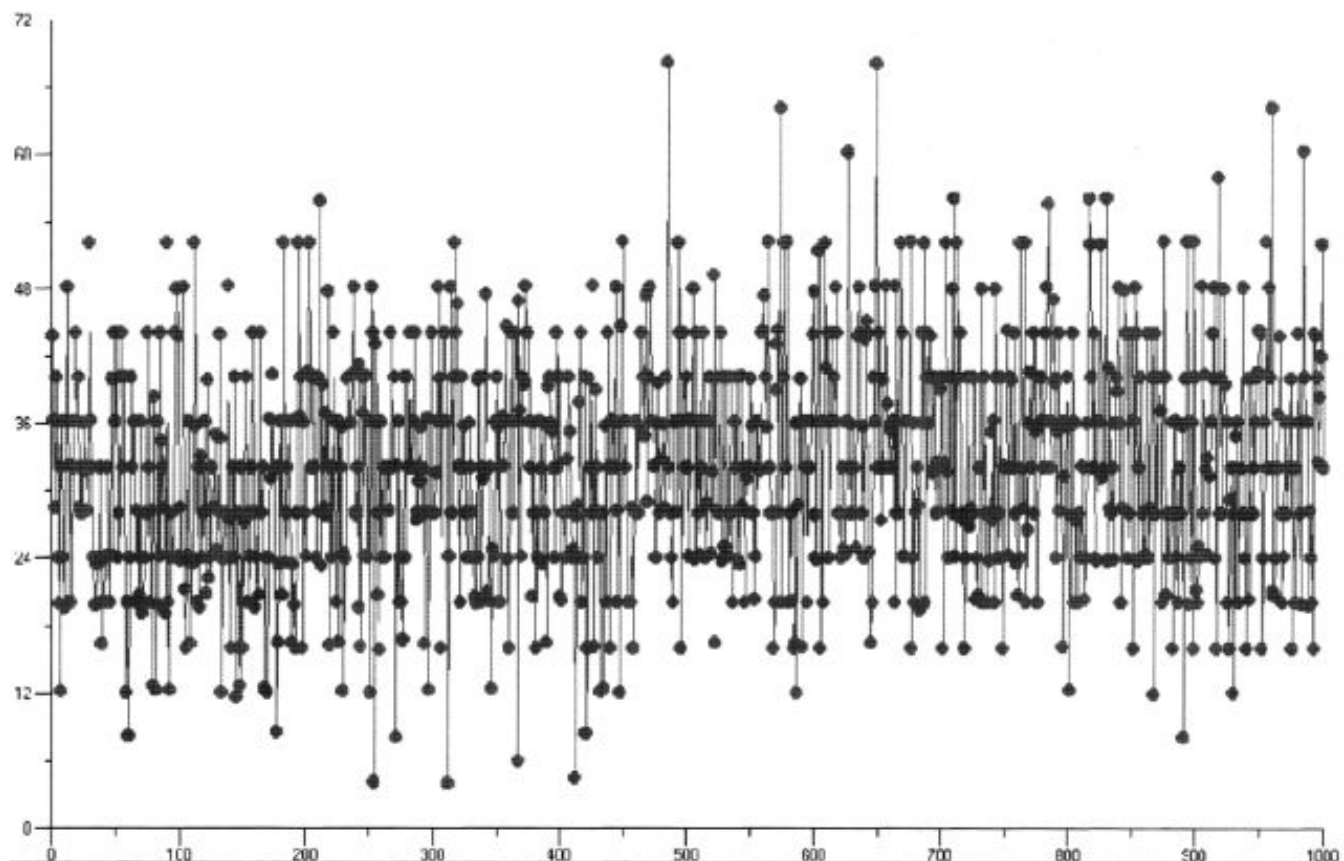
## ELF IN BANDELIER NATIONAL MONUMENT

Jan 26, 2003

### ELF IN BANDELIER NATIONAL MONUMENT

Clifford E Carnicom

Jan 26 2003



Y Axis is Measured Frequency in Hz (12, 24, 36...).

X Axis is Observation Number (One observation per sec; Total of 1000 observations)

Data collected on Jan 25 2003 at approx. 1730- Bandelier National Monument NM

The geometric forms of Extremely Low Frequency (ELF) waves have now been detected within a relatively remote area of the country, that of Bandelier National Monument in the state of New Mexico. These waves have again been detected at primarily multiples of 4 Hz and range from approximately 2 to 72 Hz, with the vast majority between 4 and 52 Hz. This spectrum corresponds to the primary electromagnetically active region of the human brain. This test has been conducted to eliminate any possibility of the previous findings occurring from some artifact of the local residential environment. A distinctive feature of the Bandelier test was the total absence of the 60Hz power line infrastructure signal (as hoped for), and the exclusive reception of the ELF propagation as multiples of 4 Hz. The circuit under investigation appears to be admirably suited to the detection of such ELF propagation, and the lack of the 60Hz power signal has made the detection process simpler and even more obvious. The graph again shows measured frequencies in Hz on the Y axis of the graph (12, 24, 36, etc.) and the observation number (100, 200, etc.) recorded at a one second interval for a total of 1000 observations. The artificial design inherent within the data is again apparent, and it is therefore to be traced down as to origin.



Bandelier National Monument is a significant Anasazi archaeological site, and is relatively removed from any significant urban activity. The smaller town of White Rock is located approximately 6 miles to the east of the park, and Los Alamos is located approximately 10 miles to the northwest. Any 60Hz AC power signal appears to be undetectable at Bandelier with the circuit being used, regardless of whether it originates from the nearest towns or from the park headquarters or residence power structure. The geometric ELF signals appear to dominate the spectrum without question at this more remote location. This is in contrast to those tests conducted at a typical (rural) residence, where the 60Hz power signal is easily detected and requires careful setting of the gain control within the circuit. The use of fresh batteries and an auxiliary antenna was critical to the tests that were conducted at Bandelier National Monument. The equipment involved the use of the ELF circuit that has been developed, a sensitive frequency meter, an auxiliary antenna and a recording laptop. The use of the human body as an antenna as well as an auxiliary wire as antennas significantly and beneficially affected the reception and logging of the signals. The signal strength appears to be on the order of a few millivolts AC, and a sensitive frequency meter appears to be crucial to detection. A sensitive oscilloscope that can operate in a remote environment would also be of much benefit at this stage. This work now establishes the repeated detection of the ELF frequencies at two locations approximately 30 miles (direct distance) apart in the southwestern United States.

These results further indicate that the source of these emissions is likely to affect a large region. It is reasonable to consider the regional, national and global scope of this energy form, and requests for assistance to that end are now made. ELF propagation by nature of the wavelengths involved is expected to traverse tremendous distance, with global effects both anticipated and expected.

The next logical step, therefore, is to request that citizens across the country and or globe attempt to replicate the results that have been presented on this site. The circuit diagram will be made available for this purpose, and this should suffice for the initial national and global investigations. It is expected that improvement modifications to the circuit can and will be made by those versed in the electrical engineering fields.

An expected further development is to investigate the direction of the signal origin. A directionally sensitive antenna will need to be developed for the circuit, and assistance from other locations of the nation or globe is likely to be beneficial.

Another significant finding is that the ELF signals appear to be of a highly pulsed nature. The pulse width of the signal, as measured by the frequency meter now available is on the order of a few percent, usually less than 5 percent. This is in contrast to that of a 60 Hz power line signal which measures close to 50 percent, as might be expected with a sine wave form. The extremely narrow pulse width of the ELF frequencies that has been measured indicates a short and highly spiked form of transmission.

Investigators are encouraged to use caution when experimenting with the role of the human body as an antenna; initial investigations indicate prolonged experimentation (e.g, approx. 2 hrs.) may produce some undesirable effects. Short term investigations of exposure (e.g., 10 minutes) do not appear to be of great concern at this point. This topic will be investigated with certain controls in place and will be reported on in greater depth at a later time. It is possible to receive the signals with conventional wire antenna methods, but the human body does indeed appear to serve as one form of amplifier to the circuit.



Additional tests in other geographic locations will be made as circumstances permit. Serious investigators who are interested in contributing to the state of knowledge on this issue are welcome to contact me at [cec102@usa.com](mailto:cec102@usa.com). All inquiries will be evaluated, however, responses can only be provided as time and circumstances permit. Please also refer to one of several [earlier reports](#) on this subject.

Clifford E Carnicom

Jan 26 2003

## THE MONITORS OF DISA

Jan 29, 2003

### THE MONITORS OF DISA

Clifford E Carnicom

Jan 29 2003

The Defense Information Services Agency (DISA) and NIPR (Department of Defense Network Operations (NIPRNet)) have recently demonstrated a heightened interest in the research materials available on [www.carnicom.com](http://www.carnicom.com). This interest appears to correlate with recent presentations on the topic of Extremely Low Frequency (ELF) radiation.

The mission of DISA (Defense Information Systems Agency) is stated as follows from [www.disa.mil](http://www.disa.mil):

#### DISA MISSION:

The Defense Information Systems Agency (DISA) is a combat support agency responsible for planning, developing, fielding, operating, and supporting command, control, communications, and information systems that serve the needs of the President, Vice President, the Secretary of Defense, the Joint Chiefs of Staff, the Combatant Commanders, and the other Department of Defense (DOD) Components under all conditions of peace and war.

There are also indications of increased telephone monitoring activity.

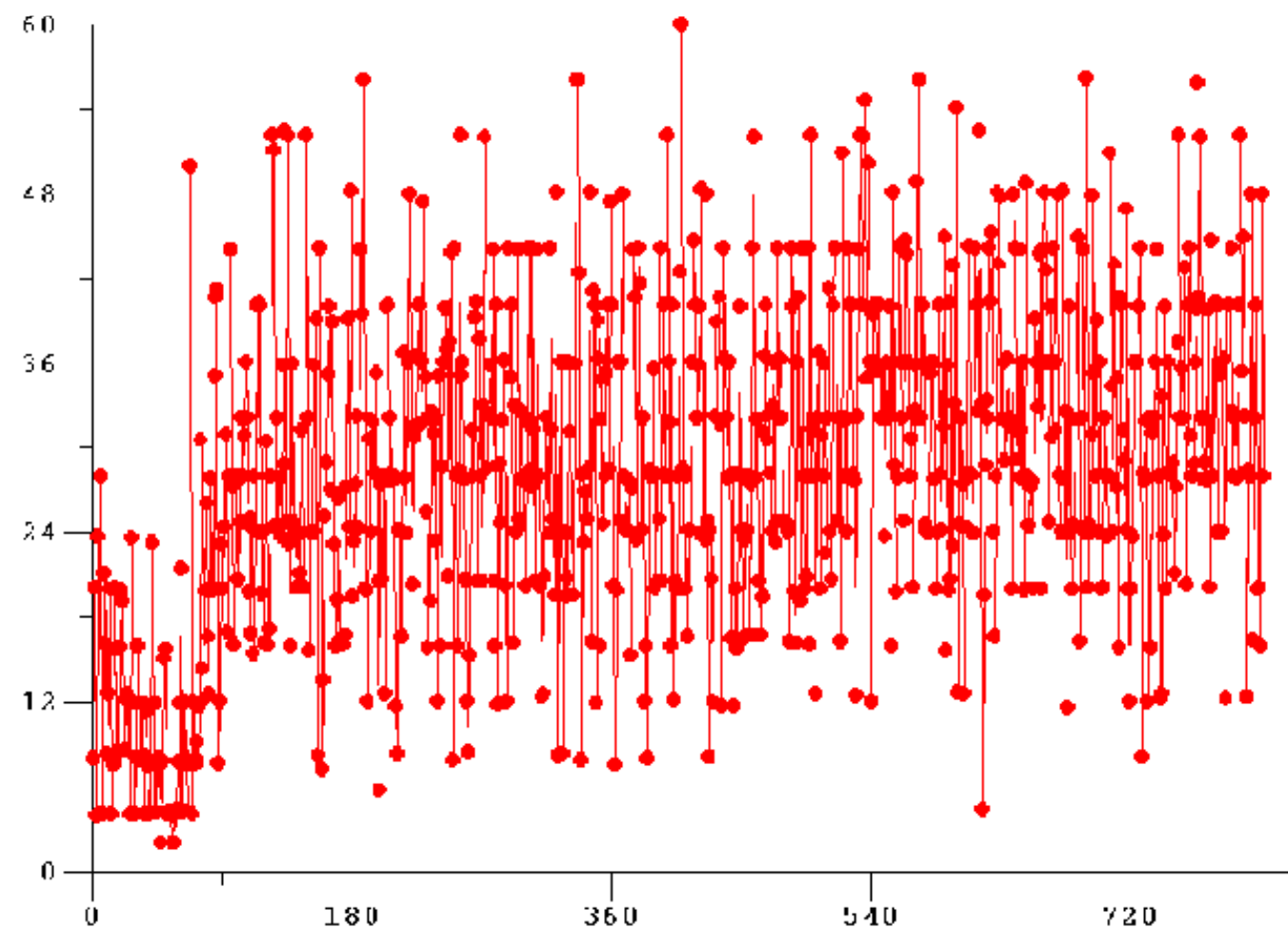
The role of NIPR can be reviewed from the following previous pages:

[NIPR ACTIVITY INCREASES](#)

[NIPR.MIL 10 1/2 HOUR VISIT](#)

**Feb**  
**ELF AT 10,500 FEET**  
Feb 8, 2003

**ELF AT 10,500 FEET**  
**Clifford E Carnicom**  
**Feb 08 2003**



**Y Axis is Measured Frequency in Hz (12, 24, 36...).**

**X Axis is Observation Number (One observation per sec; Total of 811 observations)**

**Data collected on Feb 08 2003 at approx. 1400 -10,500 ft. elev., Aspen Peak, NM**

The presence of geometric forms of Extremely Low Frequency (ELF) waves have again been detected at a separate location in the southwestern United States. This recent test has been conducted in the upper regions of Aspen Peak at an elevation of approximately 10,500 feet. The location chosen was again free of any signals from the 60Hz power line infrastructure. The waves have again been detected primarily at multiples of 4Hz, with the vast majority between a range 4 to 56 Hz. This range corresponds to the primary frequency range of the human brain. The graph again shows stepped frequencies in Hz on the Y axis of the graph (12, 24, 36, etc.) and the observation number (180, 360, etc.) recorded at a one second interval for a total of 811 observations. This test has used a human antenna in parallel with the inductor as has been described earlier. The artificial design inherent within the data is again evident.

A total of three separate locations have now produced similar test results. Two of these tests have been conducted in relatively remote portions of the country. It will be helpful if the methods described on these pages will be repeated in other locations for verification and so that the extent of these emissions can be established. Separation from the influence of any 60Hz power signals will be beneficial with any tests that are conducted. The gain of the circuit can be regulated with the two potentiometers that have been built into the circuit. Readers may wish to view the other reference pages on this site that describe similar tests in greater detail. Health effects remain a paramount concern.

Additional tests in other geographic locations will be made as circumstances permit. Serious investigators who are interested in contributing to the state of knowledge on this issue are welcome to contact me at [cec102@usa.com](mailto:cec102@usa.com). All inquiries will be evaluated, however, responses can only be provided as time and circumstances permit. Those investigators who follow all procedures listed on this site in detail and remain with questions will receive priority with any responses. Modifications and improvements to the circuit design are invited and welcome. Please also refer to one of several [earlier reports](#) on this subject.

Clifford E Carnicom

Feb 08 2003

## A CONNECTION: ELF - SATELLITES - HAARP - AEROSOLS

Feb 9, 2003

### A CONNECTION:

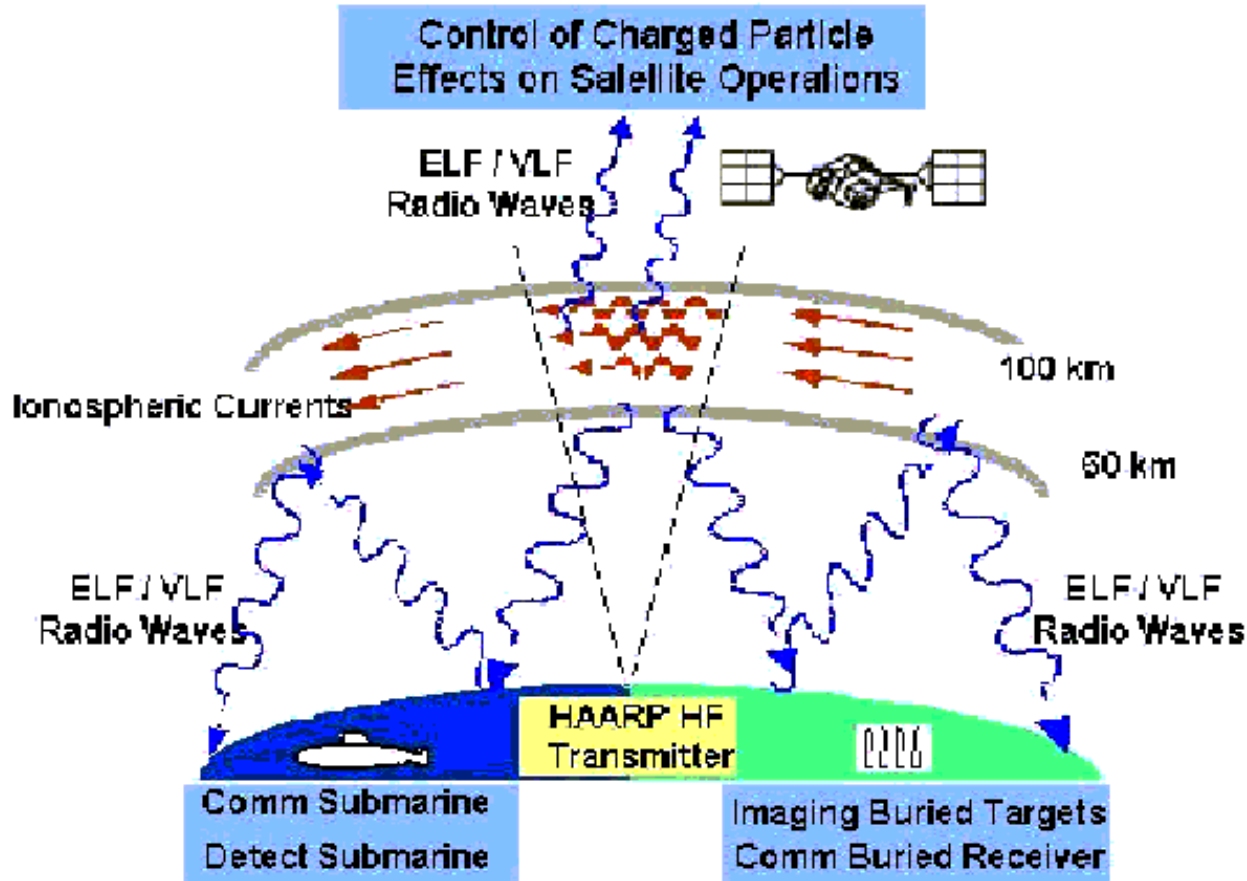
#### ELF – SATELLITES – HAARP – AEROSOLS

Clifford E Carnicom

Feb 09 2003

All citizens are requested to become familiar with the following [briefing paper](#). The paper is written by Dennis Papadopoulos, Physics Department, of the University of Maryland, in connection with the Eisenhower Institute. The paper is in a .pdf format, and is entitled “Satellite Threat Due to High Altitude Nuclear Detonations”. The paper outlines a method that employs the use of ELF propagation from the HAARP transmitter as a means to protect satellites from the effects of nuclear explosions at altitude. All constituents of this system are identified as primary research topics of the aerosol operations. Readers, researchers, citizens and activists are encouraged to become familiar with the conceptual basis of this briefing, and to disseminate this paper. Please devote special attention to the final pages of the report. The posting of this information is not meant in any way to impart finality or singularity of purpose to the aerosol operations; to the contrary, numerous applications have been identified as being feasible under the modified state of the atmosphere that now exists. As an example, biological operations, environmental modifications, alternative weapon systems and applications are not a consideration within this report. The comprehensive nature of the ELF – SATELLITE – HAARP -AEROSOL(charged particle control) connection, however, deserves careful evaluation by all citizens.

## HAARP Applications



Excerpt from briefing paper entitled:  
 "Satellite Threat Due to High Altitude Nuclear Detonations"  
 by  
 Dennis Papadopoulos, Physics Dept., University of Maryland

Link to online briefing paper in .pdf format:

[EisenhowerInstitute.org](http://EisenhowerInstitute.org)

[Alternative On-Site Download Link](#)

[3 Megs. .pdf file](#)

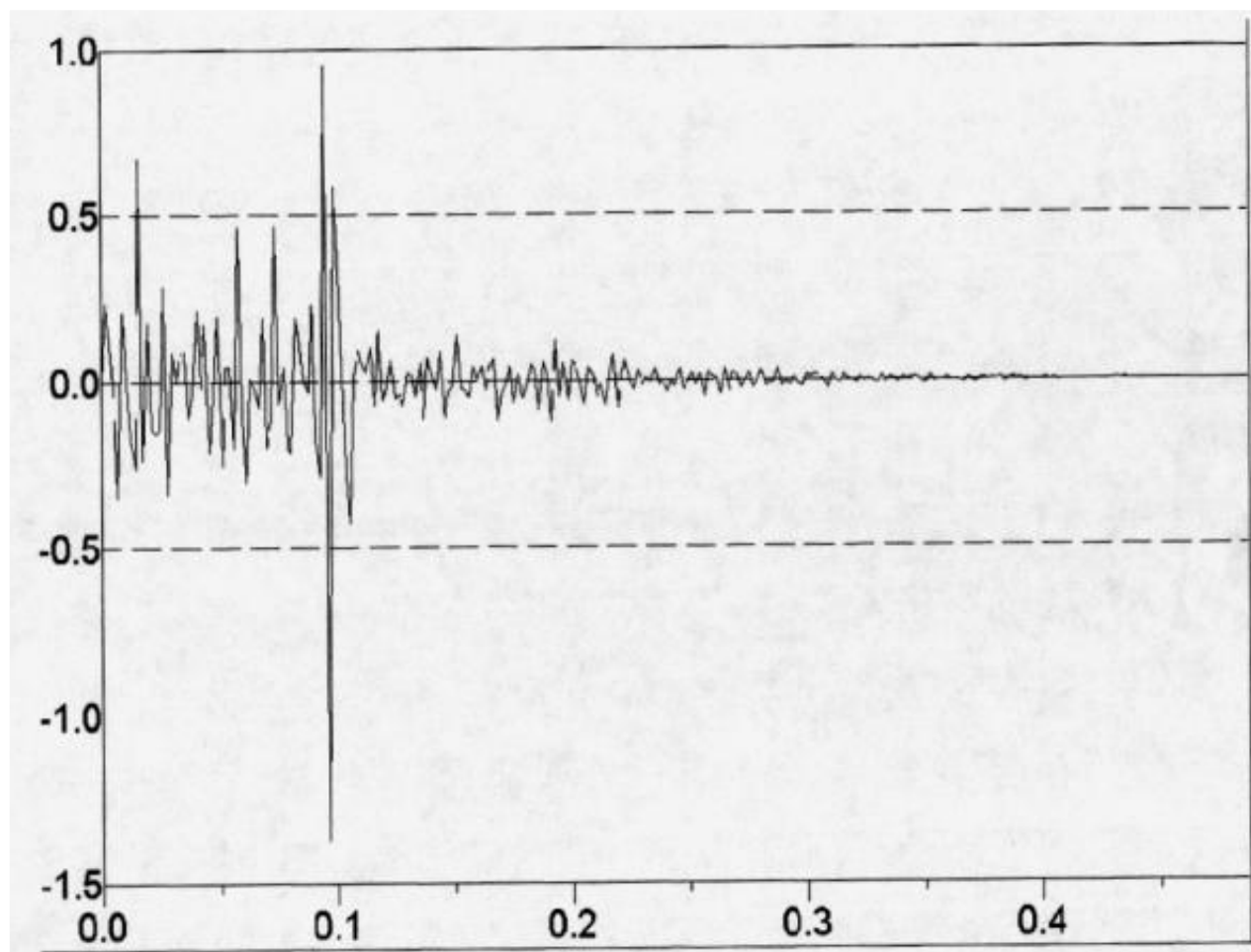
## **CHACO CANYON NATIONAL PARK : 10 SECOND ELF PULSE OBSERVED**

Feb 25, 2003

**CHACO CANYON NATIONAL PARK :  
10 SECOND ELF PULSE OBSERVED**

**Clifford E Carnicom**

**Feb 25 2003**



**Spectral Analysis of ELF Data Collected at Chaco Canyon National Park, NM**

**The spike at 0.1 corresponds to a period of 10 seconds.**

A second significant ELF pattern has been observed in data which has been collected at two different locations approximately 140 miles apart in the state of New Mexico. This pattern is that of what appears to be pulsed ELF data occurring at a definite period of 10 seconds. This pattern is in addition to the previously identified pattern of geometric multiples of 4Hz. The first pattern previously disclosed is primarily that of frequency structure; the current attention is devoted to the time structure of the signals that are becoming evident. Two different structural patterns are therefore under identification within the detected and measured ELF signals.

This page presents the graphs of the raw data which clearly show the spikes of increased frequency at approximately 10 second intervals, the digital filtering of that data to eliminate noise

in the data, and a spectral analysis of the filtered data. The periodic component of 10 seconds is dominant and prominent in all analyses.

These findings combined (geometric multiples of frequencies with a periodic component) strongly suggest the existence of modulated ELF data, i.e., the transmission of signals with inherent intelligence.

Both periodic studies have been conducted in two relatively remote and electromagnetically free zones (as much as is possible) separated by approximately 150 miles distance. The first of these is the San Cristobal Ranch region in central New Mexico on Feb 16 2003, and Chaco Canyon National Park on Feb 23, 2003. Chaco Canyon National Park is one of the most significant and relatively remote archeological sites of the world. The results of the San Cristobal test are essentially identical to those that are presented on this page. Indications are that such tests will be difficult to conduct in areas influenced by the 60Hz power signals of the residential and urban environments, and remote testing is encouraged.

Testing in remote areas will require the use of the battery powered ELF circuit (or an equivalent), external antenna, logging software, a laptop computer, a frequency meter and a power supply for extended periods. A 12 volt inverter is an option for testing that incorporates an oscilloscope, frequency generator or other test equipment. Harmonics of any inverter that may be used will be a necessary consideration. The recent tests have been conducted with the ELF circuit as it has been designed, developed and presented on the [relevant page of this site](#). Further design modifications and their purpose can also be sent to the stated address below. The current findings appear to result from the increased amplification of the recently modified circuit as well as from the benefit of an electromagnetically quiet location.

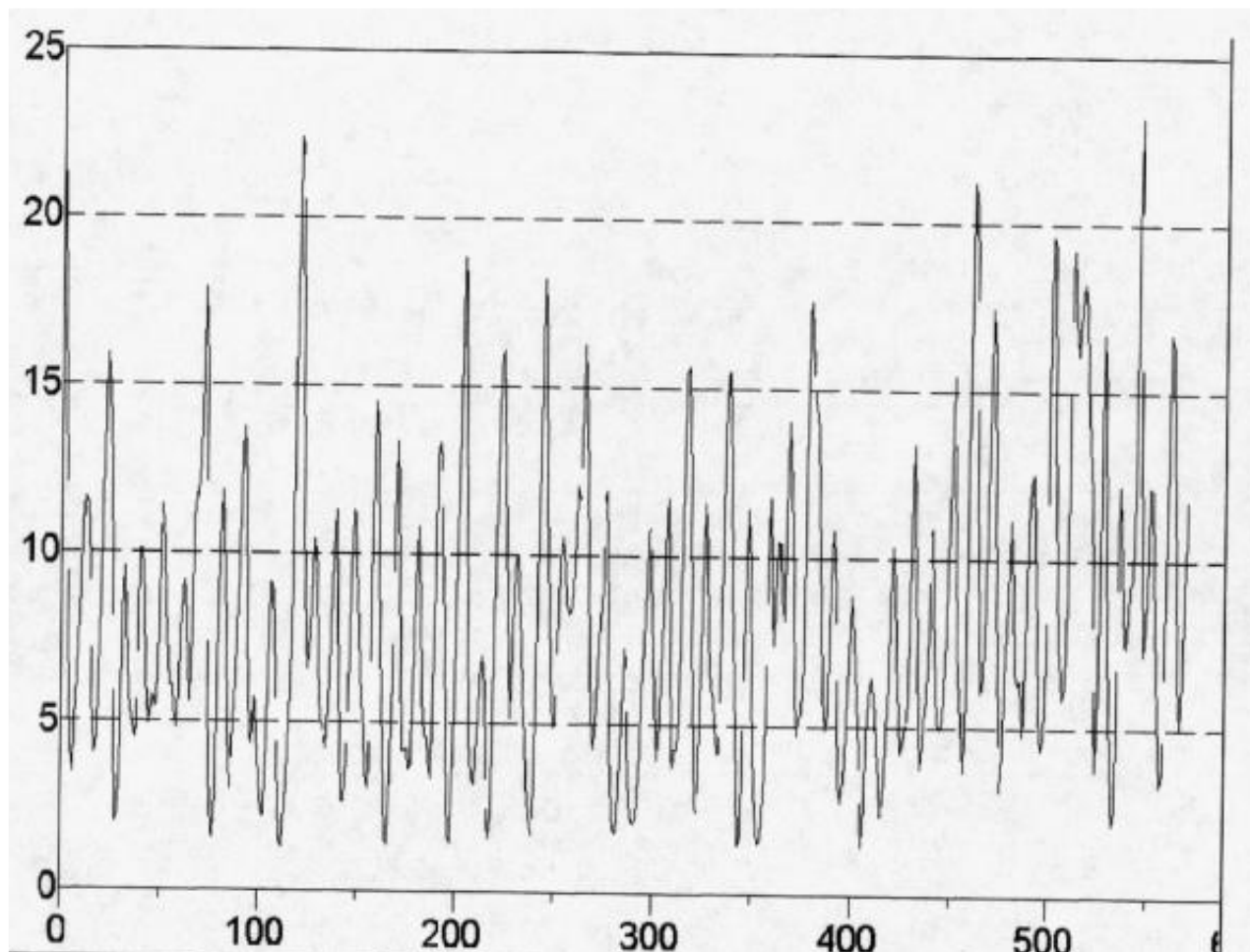
The Chaco Canyon test has used a wire as the external antenna to the circuit. The San Cristobal test used a human antenna as has been previously described. While still of a subjective nature, the human antenna session again produced a perceived effect upon mental fatigue, as has been reported on an earlier date. This subjective aspect will be examined under greater control at a future date if time permits.

Those with expertise in the electrical engineering fields are further encouraged to assist in the research that is required to further analyze these results. Correspondence on this matter can be addressed to me at [cec102@usa.com](mailto:cec102@usa.com), however, preference in response will be given to those that conduct all tests that have been described in recent months on these pages. All constructive correspondence is read, reviewed and appreciated.

It bears repeating that the ELF frequencies that have been measured and detected fall within the same range as does the primary electromagnetic energy of the human brain. In addition, the hypothesis that establishes the search for this energy originates from the extensive examination of aerosols and plasma physics as it relates to our definitively modified atmosphere.

Clifford E Carnicom  
Feb 25 2003

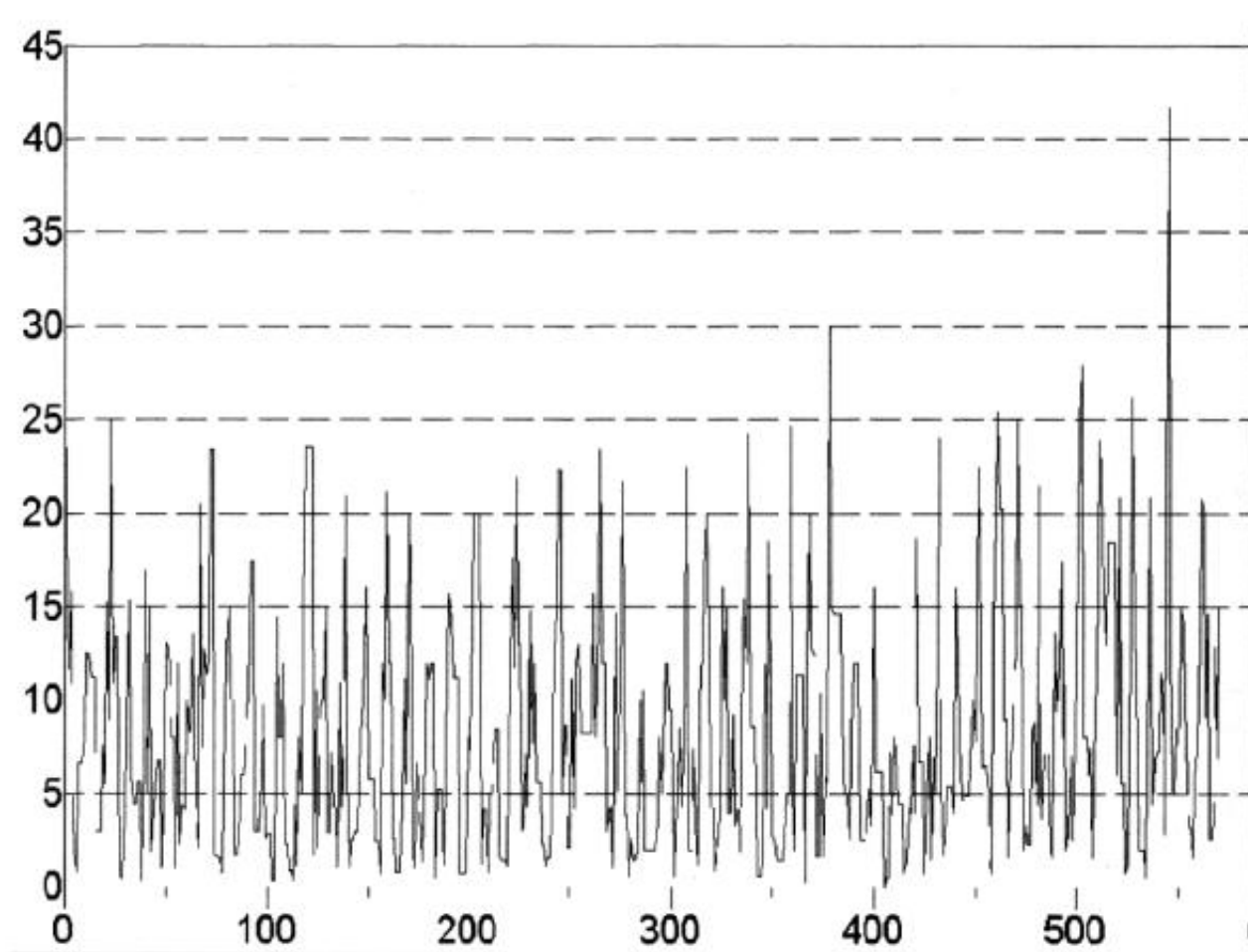




**Digital Filter Applied to ELF Data Collected at Chaco Canyon National Park, NM**

**X Axis : Observation Number at one per sec.**

**Y Axis : Frequency in Hz**



**Raw ELF Data Collected at Chaco Canyon National Park, NM**

**X Axis : Observation Number at one per sec.**

**Y Axis : Frequency in Hz**

**Mar**

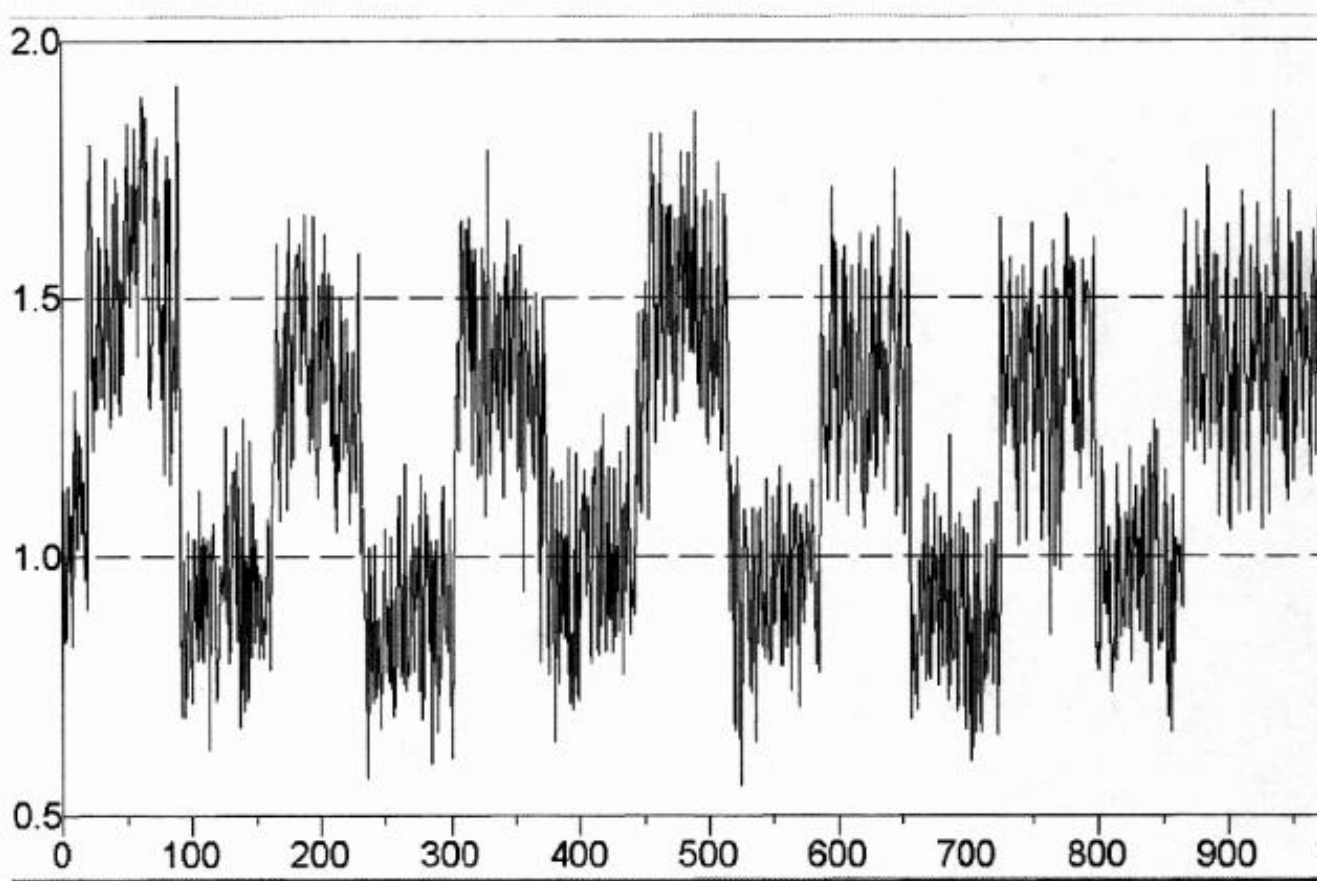
**A THIRD PATTERN OBSERVED : VERY LOW FREQUENCY PULSE SWITCHING**

Mar 1, 2003

**A THIRD PATTERN OBSERVED :  
VERY LOW FREQUENCY PULSE SWITCHING**

**Clifford E Carnicom**

**Mar 01 2003**



**Very Low Frequency Pulse Switching Observed and Recorded**

**Santa Fe NM 030103 at approx. 1500.**

**X Axis : Observation Number (1 Observation per second)**

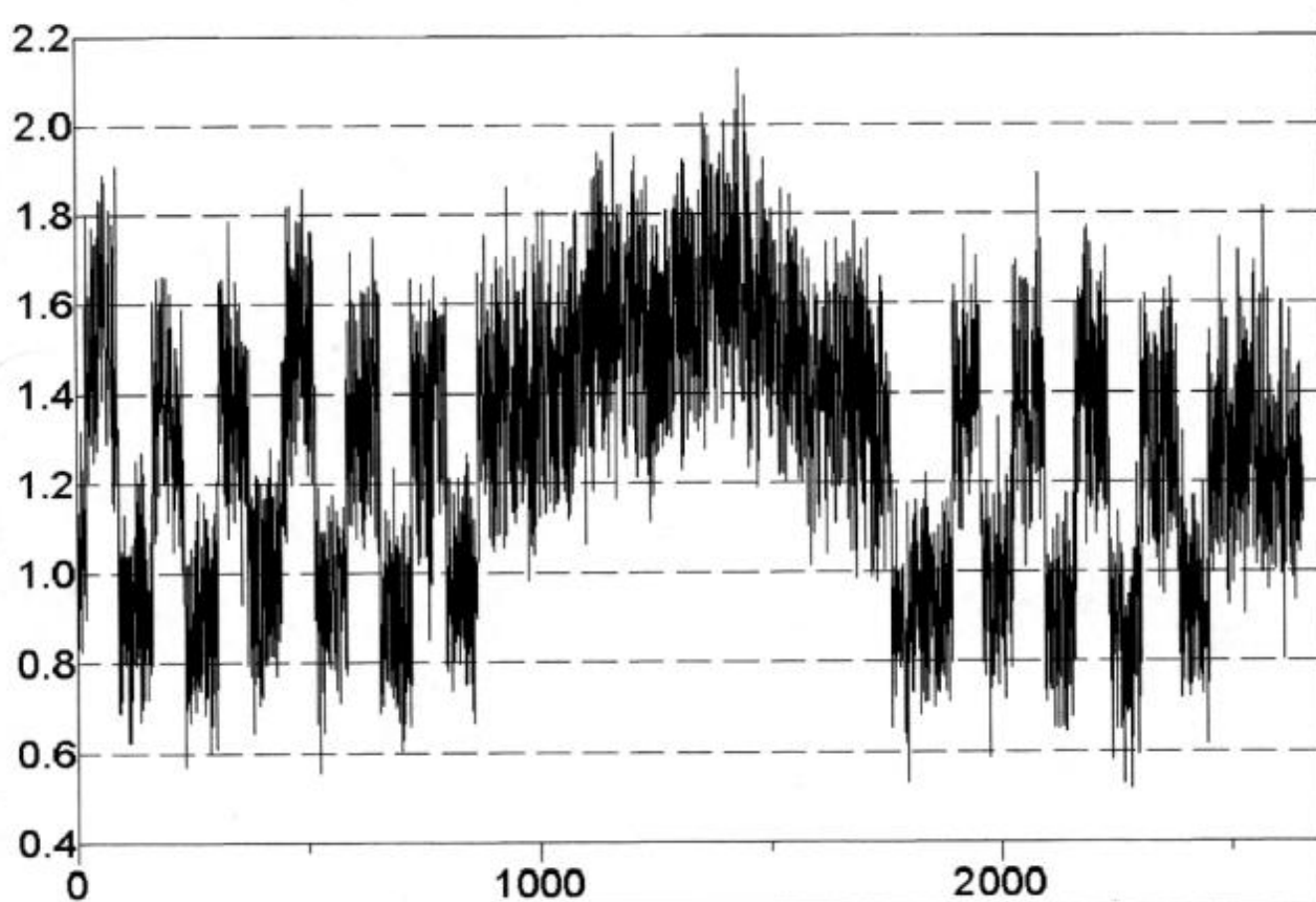
**Y Axis : Frequency of Monitoring in Kilohertz (kHz)**

A third significant pattern in the ELF (Extremely Low Frequency) to VLF (Very Low Frequency) portion of the electromagnetic spectrum has now been observed and recorded. The pattern is one of a series of higher frequencies followed by a series of lower frequencies, with a period of approximately 60 – 100 secs for each group of pulses. There is no known local or residential origin for these signals, and they are to be regarded at the same level of interest as the ELF signals that have now been recorded on multiple occasions.

The current VLF observations are significant in that they are not continuously occurring; three segments of approximately 15 minutes duration each were observed on Mar 03 2003. The

switching and pulse nature of the observations abruptly ceases and starts, as is shown on the graph which follows on this page. There is no gradual transition between the different phases, and the variation in frequencies appears to be the direct result of a constructed modulation system.

It is also significant to report that a developed electronic digital logging magnetometer operating at this site recorded anomalous magnetic readings during this same time period. More information on the magnetometer will be reported at a later date, however, the readings were some of the more unusual that have been observed in over a month of recording time. It is therefore quite possible that the signal structure shown on these pages will be more difficult to capture than the ELF patterns (4Hz multiples) that have been reported on a continuous basis. The viewing of the frequency pattern shown on this page can be regarded as the result of fortuitous and unusual circumstances, and it may require greater patience to replicate these results. This is due to the fact that this pattern does not appear to be a continuous process by any means. Unusual readings on the magnetometer may serve as a useful indicator as to when such pulses are present. Three such periods, each approximately 15 minutes long, occurred on today's date simultaneously with the unusual magnetometer readings.



**Very Low Frequency Pulse Switching Observed and Recorded  
Santa Fe NM 030103 at approx. 1500.**

**X Axis : Observation Number (1 Observation per second)**

**Y Axis : Frequency of Monitoring in Kilohertz (kHz)**

**This graph shows an initial interval of approx. 14 minutes of alternating pulsed frequencies. This interval is followed by approximately 16 minutes of no pulsed alternating activity. Pulsing then begins again for approximately 10 minutes and then again ceases.**

The individual pulse sections last approximately 60 -100 seconds each.

The observations were collected with the use of the ELF meter that has been described elsewhere on this site. An external wire antenna approximately 5 feet long was used on this occasion. The potentiometers within that circuit allow the sensitivity or gain of the circuit to be adjusted. The second potentiometer can be regarded as a coarse tuner, and the first potentiometer as a fine tuner. Lower settings on both potentiometers permit the 4Hz multiple cycle detection (the lower multiples within a residential environment), higher settings permit the detection of the 60Hz power signal (if required) and still higher settings permit detections within the VLF portion of the spectrum. Many variable combinations of sensitivity exist. The circuit was set for approximately 1kHz at the time of these readings. It is the variations within the kilohertz portion of the spectrum that are deserving of attention at this stage of research; the magnitude is not given special significance at this time. Until the nature of the pulses shown above is determined, it may be that these variations are detectable across a fairly broad range of frequencies.

Indications are that this pattern of pulses in the VLF range may also be observable at a more distant location. This will be reported at a later time if and when additional data becomes available.

It is hoped that other citizens will begin the process of circuit construction ( and modification and improvement) to examine the findings that have been reported on this site during the last few months. It is in the interest of the general health of the population that such testing occur.

Clifford E Carnicom  
Mar 01 2003

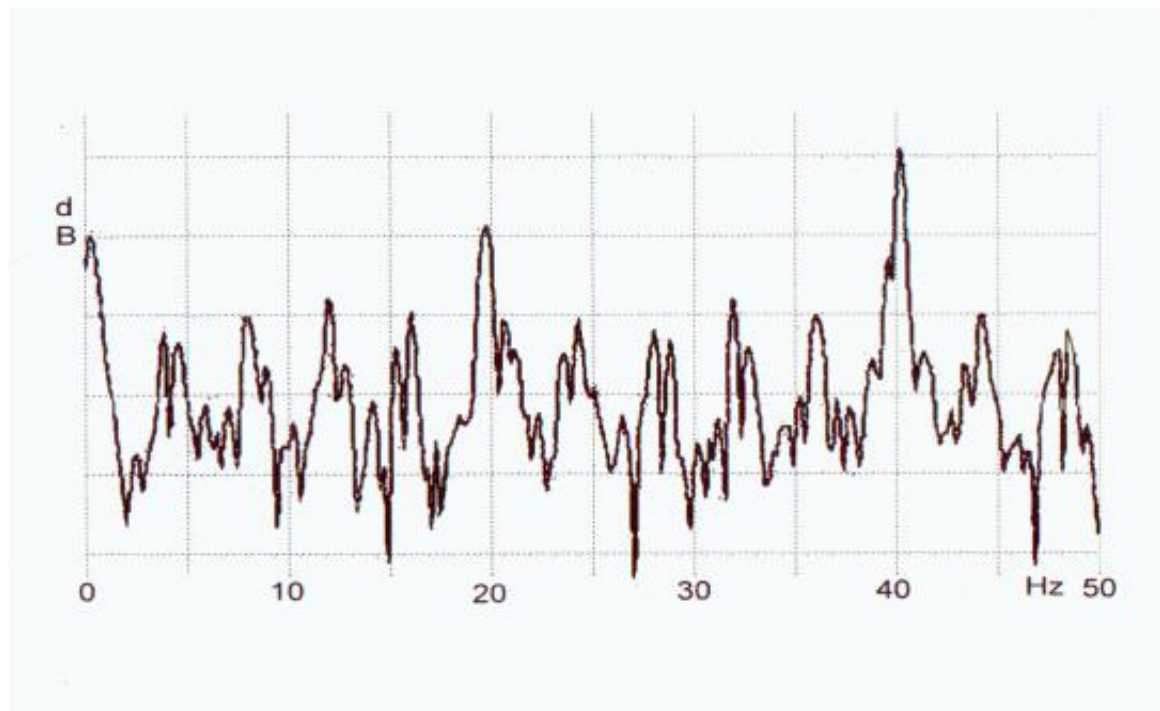
## POSITIVE ELF SPECTRUM IDENTIFICATION

Mar 11, 2003

### POSITIVE ELF SPECTRUM IDENTIFICATION

Clifford E Carnicom

Mar 11 2003



**ELF Spectrum at Multiples of 4Hz Positively Identified**

**Santa Fe NM Mar 10 2003 at approx. 1600.**

**X Axis : Frequency in Hz**

**Y Axis : Decibels**

The spectrum of Extremely Low Frequency (ELF) signals has now been positively identified at multiples of 4 Hz. with the use of a digital spectrum analyzer-oscilloscope. This graph has been obtained with several significant modifications to the ELF circuit that [has been presented](#) on this site. These modifications will be described in more detail at a later time, however, they include the following important revisions:

1. The development of an external directional parallel resonant loop antenna that has been designed to resonate within the ELF range of the electromagnetic spectrum.
2. The use of an additional inexpensive commercial audio amplifier circuit at the output of the circuit as it is shown on Mar 08 2003 on this site.
3. The use of a digital oscilloscope-spectrum analyzer coupled with a computer to record the spectrum of the signal as it is shown above.

The strength of the signal has been considerably enhanced with the first two of these three



modifications.

It can be observed that the power of the signal being received is clearly of artificial origin and occurs at multiples of 4 Hertz (4, 8, 12, 16, etc.).

These frequencies occur in the range of the primary electromagnetic activity of the human brain.

Research is currently underway to determine the direction (and eventual location) of the signals that are being generated and to which the populace is subject. It will be extremely helpful if citizens across the nation and or globe will construct the circuit as it has been developed to assist in determining the origin of the signals through triangulation. Additional information on the directional parallel resonant loop antenna and the additional amplifier circuit will be forthcoming as time permits.

Triangulation data to determine the signal origin and location will be presented as it is further confirmed.

It is beneficial to keep all constructions so that they can be used in a portable fashion and in a remote environment.

**Those that complete circuit construction to the level that is shown on this web site are welcome to direct correspondence to me at [cec102@usa.com](mailto:cec102@usa.com). Modifications for further enhancement are also welcome.**

It is important that this work proceed and that these methods be employed by citizens in varying locations.

Clifford E Carnicom

Mar 11 2003

**ATMOSPHERIC MOLD IS ABUNDANT**

Mar 14, 2003

**ATMOSPHERIC MOLD IS ABUNDANT**

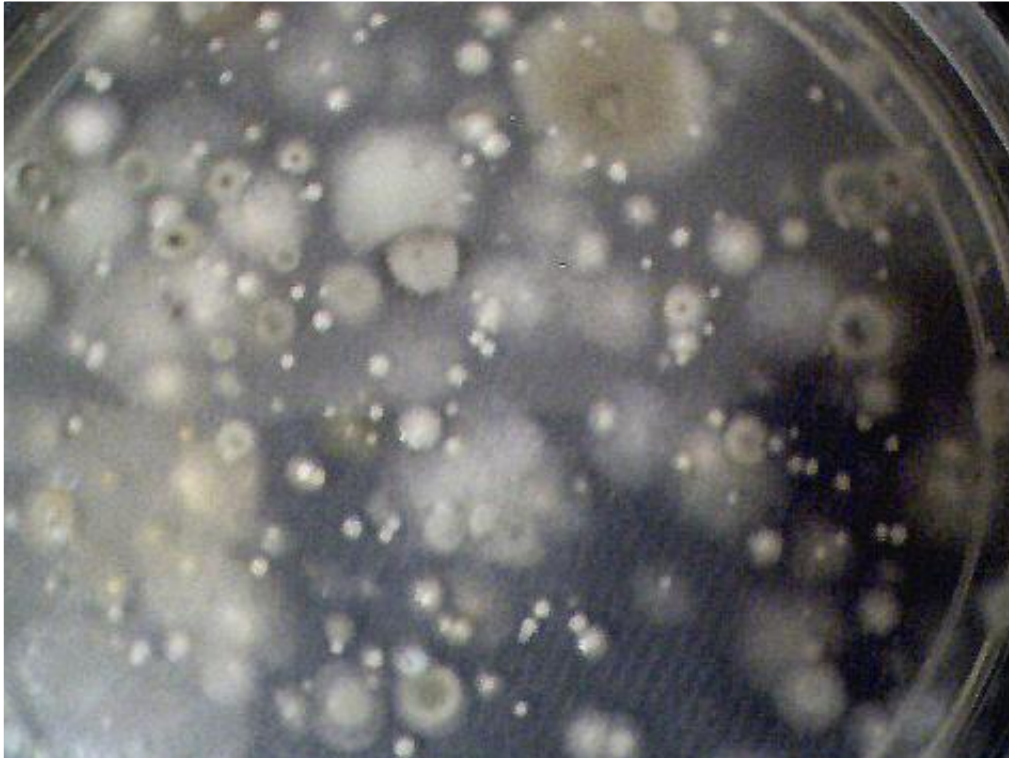
Clifford E Carnicom

Mar 14 2003

**Atmospheric Mold Colonies in Petri Dish After 96 Hours Incubation****Original Exposure Time : 1 hour****Sample Collected Outdoors in Rural Santa Fe NM Mar 10 2003 at approx 1400**

An atmospheric test specific to mold detection has been conducted. The results appear to indicate a sufficient cause for concern, as a large number of colonies of many species of mold have evolved during the incubation period. The test has been conducted in a dry high desert environment during a period of extended low moisture. Exposure time for the petri dish was one hour. The count of individual colonies easily surpasses 100+ and there appear to be at least 6 different species. Three of these species are shown under higher magnification below. It is hoped that those knowledgeable in mycology will assist in species identification. There is a clear and direct association in the literature between the abundance of mold and respiratory, allergic and asthmatic conditions. Citizens may wish to assess the health implications of these findings, as well as the documented increase that has occurred in the ailments above. It is hoped that additional testing will now begin by citizens in various locations, indoors and outdoors, to assess the extent and nature of this environmental condition. It is not yet known whether this test is representative of the general state of affairs.



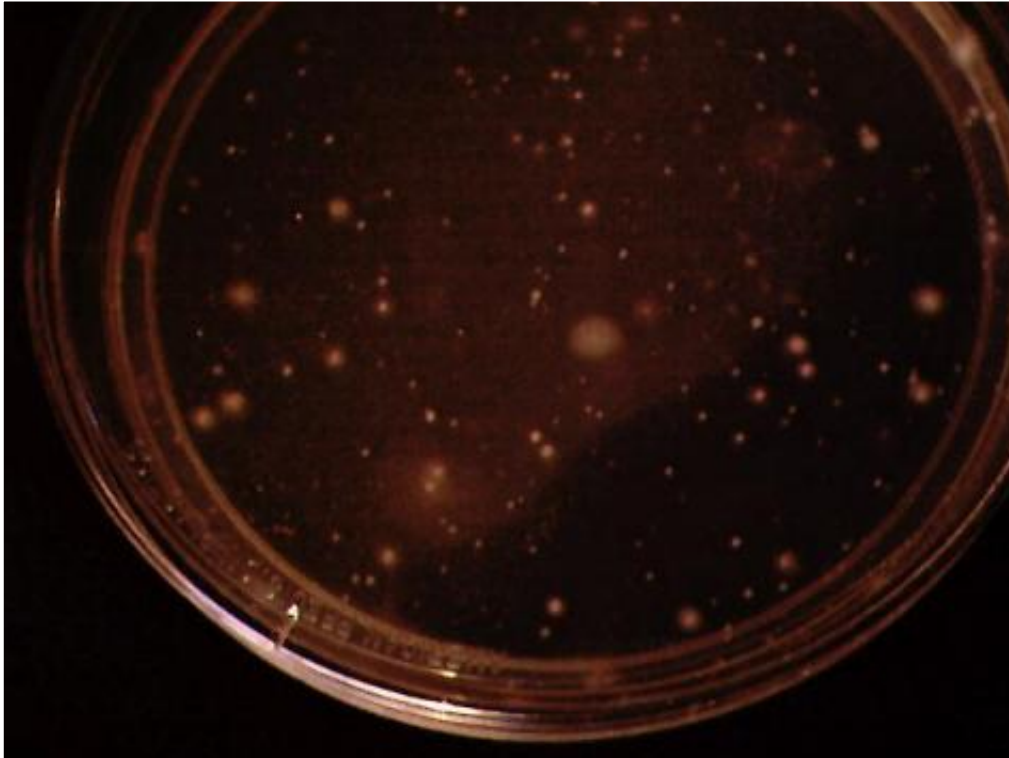


**Atmospheric Mold Colonies in Petri Dish After 72 Hours Incubation**

**Original Exposure Time : 1 hour**

**Sample Collected Outdoors in Rural Santa Fe NM Mar 10 2003 at approx 1400**

Testing kits for mold detection are readily and inexpensively available, and further professional lab testing can be accomplished with reasonably modest means. The particular test kit used for this sampling is manufactured by Pro-Lab, Weston FL 33326. These testing kits are now available for approximately \$10 in major home construction supply stores, and the website reference is provided as [www.prolabinc.com](http://www.prolabinc.com) (1.800.427.0550).



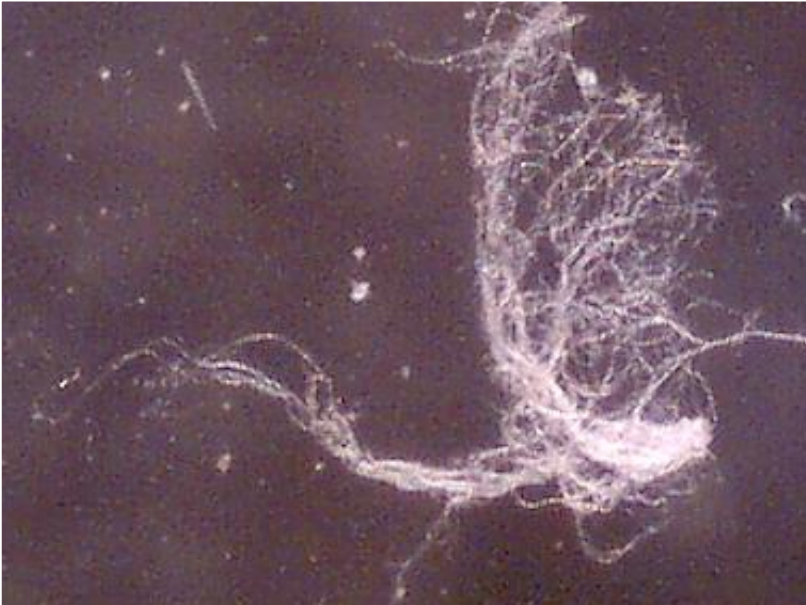
Initial Development of Atmospheric Mold Colonies in Petri Dish After 48 Hours

Original Exposure Time : 1 hour

Sample Collected Outdoors in Rural Santa Fe NM Mar 10 2003 at approx 1400

**Readers may wish to review the interpretation of a similar test product at the following site of Bio Chemical Industries (<http://www.biochem-ind.com/p-22.html>). Although the particular examples cited refer to air-conditioning samples, the results of the test shown on this page would also suggest a sufficient case for concern. The results of this test would clearly fall into an unacceptable category if the indoor test provides a suitable reference frame for initial investigations. It is of interest to study the variation of test results and the corresponding health interpretation for each result.**

**MICROSCOPIC VIEWS OF THREE SPECIES FOUND:**



Mycelium of Mold Species #1 at 60x Magnification  
Septate hyphae are visible under higher magnification.



Mold Species #2 at 60x Magnification  
Conidia are visible under higher magnification.  
*Aspergillus niger* under consideration for identification.



Mold Species #3 at 200x Magnification

**The variety of species and coloration of colonies appears to indicate that the major groups of mold types, i.e., *Aspergillus*, *Penicillium*, *Cladosporium* and *Rhizopus*, are represented. Those knowledgeable in mycology are requested to offer their expertise in this matter.**

**A reference to assist in mold identification can be found at the following location from the University of Toronto:**

[Picture Keys to Some Common Genera of Moulds](#)

Clifford E Carnicom  
Mar 14 2003

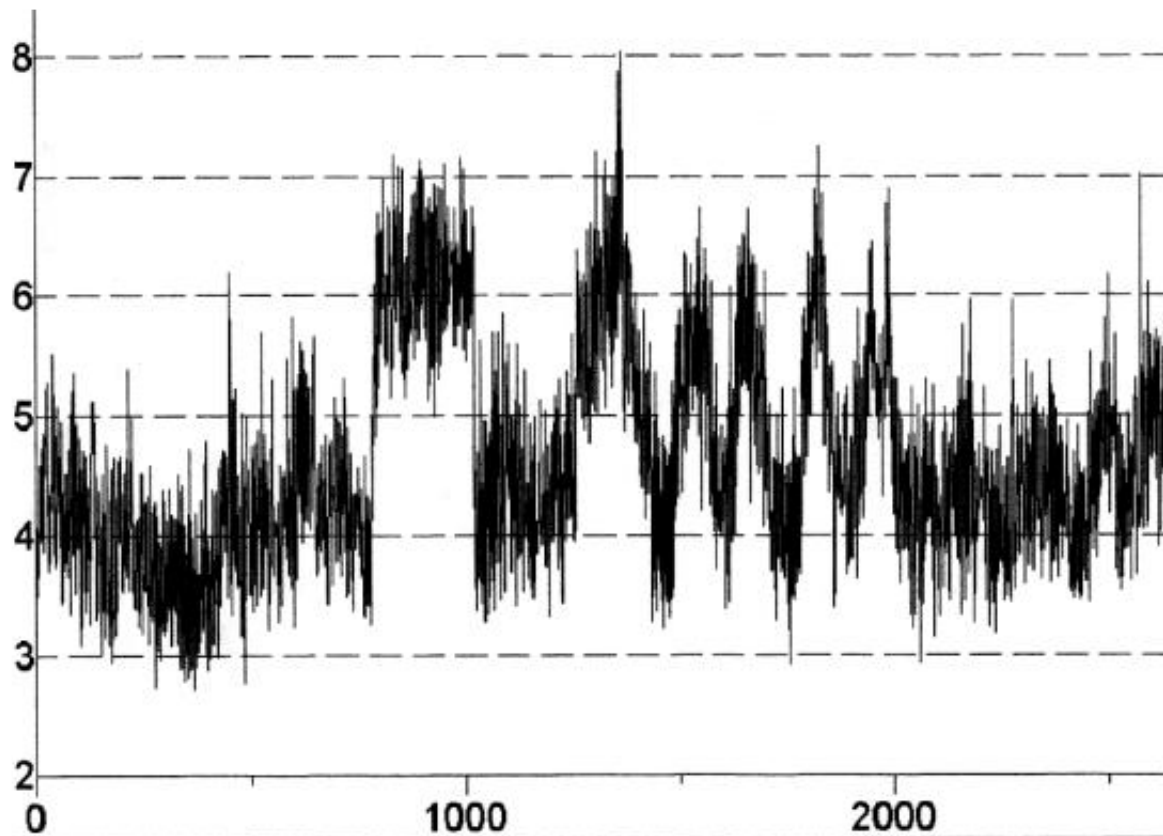
**VLF 'PULSE SWITCHING' REPEATED**

Mar 17, 2003

**VLF 'PULSE SWITCHING' REPEATED**

Clifford E Carnicom

Mar 17 2003

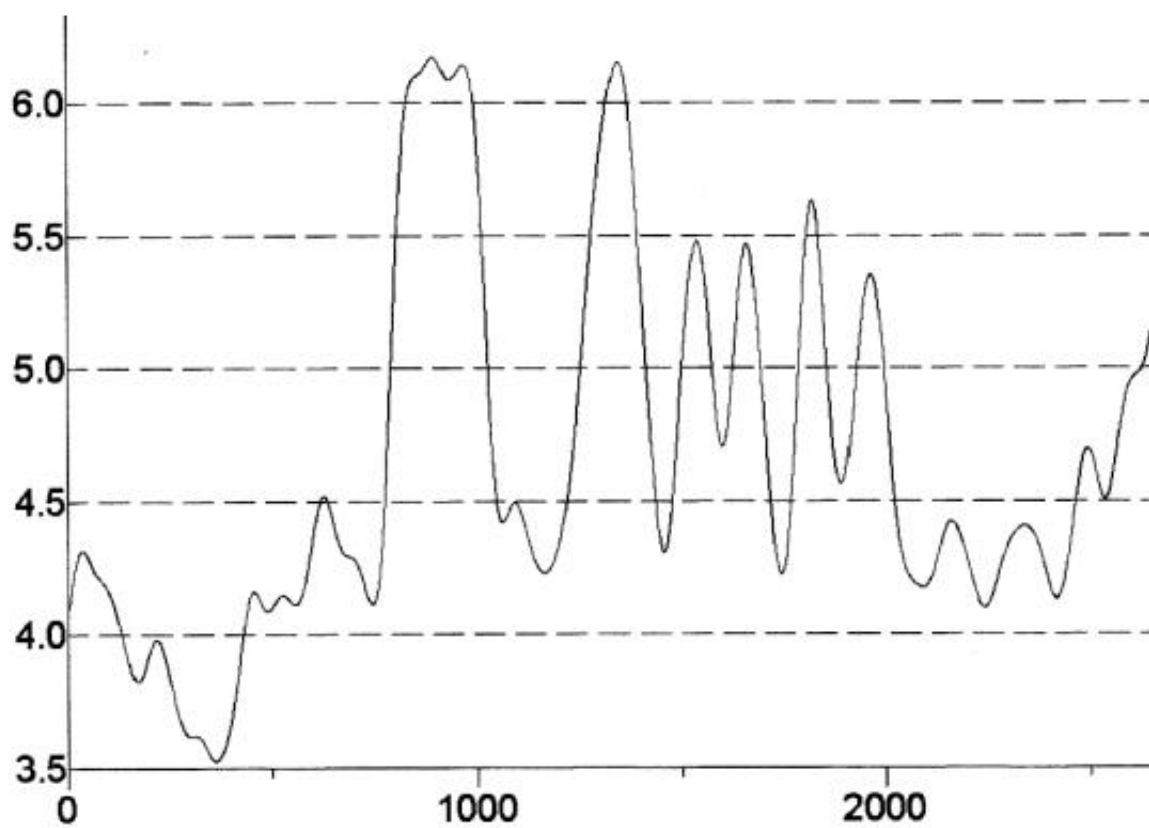


**Very Low Frequency 'Pulse Switching' Observed and Recorded  
Santa Fe NM 031503 at approx. 1430.**

X Axis : Observation Number (1 Observation per second)

Y Axis : Frequency of Monitoring in Kilohertz (kHz)





**Digital Filter Applied to VLF 'Pulse Switching' Data**

**Santa Fe NM 031503 at approx. 1430.**

X Axis : Observation Number (1 Observation per second)

Y Axis : Frequency of Monitoring in Kilohertz (kHz)

A pattern of anomalous Very Low Frequency (VLF) has again been detected and recorded. This session occurred on Mar 15 2003. The baseline reference value for monitoring was approximately 4-5kHz. At observation number approx. 750-800, a sharp increase in the received frequency occurs. This increase remains for approx. 200 seconds, then a sharp decrease in the frequency level occurs. After approximately another 200 second period, an alternating sine wave variation in frequency level occurs for approx 800 seconds and then ceases.

**This marks the second time that unusual VLF patterns have been within a 2 week period. Please also see the [previous session](#) recorded on Mar 01 2003. Extended periods of monitoring have been required to capture these emissions. They again appear to originate from an artificial source.**

**Detection of the form shown occurred with the ELF circuit [as it is described](#) on Mar 15 2003 with the use of the directional loop antenna.**

Clifford E Carnicom

Mar 17 2003

## **THE MONITORS OF JGI**

Mar 17, 2003

### **THE MONITORS OF JGI**

**Clifford E Carnicom**

**Mar 17 2003**

The United States Department of Energy (DOE) Joint Genome Institute (JGI) (associated with Lawrence Berkeley National Laboratory) has recently demonstrated a heightened interest in the research materials available on [www.carnicom.com](http://www.carnicom.com). This interest appears to correlate with a recent presentation on the topic of atmospheric tests conducted for the presence of mold. That report may be found at the page entitled : [An Abundance of Mold](#).

The mission of the Joint Genome Institute (JGI) is stated as follows:

#### **Mission Statement**

- \* To develop and exploit new sequencing and other high-throughput, genome-scale and computational technologies as a means for discovering and characterizing the basic principles and relationships underlying the organization, function, and evolution of living systems.
- \* To leverage the unique capabilities of the Department of Energy National Laboratory system to achieve these goals, and to use the resulting understanding to address key DOE [Ed : Department of Energy] missions related to energy, the environment, and human susceptibilities.

An information page on microbial genomic programs from this institute can be found at:

[http://www.jgi.doe.gov/JGI\\_microbial/html/](http://www.jgi.doe.gov/JGI_microbial/html/)

## THE EARTH IS THE ANTENNA

Mar 18, 2003

### THE EARTH IS THE ANTENNA

Clifford E Carnicom

Mar 18 2003

Research has been underway for several months in the field of Extremely Low Frequency (ELF) radiation in conjunction with, and as a consequence of the covert aerosol operations that have been conducted for more than four years upon an consenting public. Various geometric and artificial radiation patterns are being observed and recorded in this biologically critical frequency range (ELF) of the electromagnetic spectrum.

The fundamental principles of the HAARP (High Frequency Active Auroral Research Program) have once again come to the forefront of this research. The role of aerosols, ionization, electromagnetic radiation and the creation of an artificial 'plasma' state in a now artificially modified atmosphere has already been discussed. These building blocks, along with present observations and the stated premise of the HAARP project bring us to a new threshold of understanding of the immediate and direct effects of the HAARP project upon this planet.

Although it has been stated within the literature of HAARP, it can now be directly understood by this researcher that the magnetic field of the earth is a primary medium by which we, as subjects, are being affected. The artificial patterns of ELF energy, characterized by unusual pulsations of frequency, can now be most logically assumed to originate from the HAARP facility or technology. Such energy forms have a myriad of applications in the military arena. Unfortunately, a parallel set of effects upon biological systems, health and mental functioning must also be accepted as a price to be paid.

The issue involved here is no less than that of the control of the planet. Control of the planet with the methods that are used to manifest power -control of your environment, and by affecting your life and health. The tools of war and the prestige of military might often serve as the means of implementation, and it is no different in this case.

A prediction of a technical nature can now be made to confirm if such a sweeping and dramatic claim can reasonably be made. In essence, it appears that each of us should be able to construct a HAARP "receiver", as it were, to test out the hypothesis. The significance of this test is that it involves frequencies and fundamental physical characteristics of this earth that affect our lives, health and freedom as a species.

A certain event is now expected to occur. This prediction can be tested by those with an interest in the welfare of this planet. If a sufficiently sensitive ELF receiver and a directional antenna is constructed, it is proposed that the primary energy discovered by that system will travel along the magnetic field lines of the earth. The state of knowledge is such that the casual citizen can now know where to point the antenna to see what is being done to him or her without consent. Pulsations and geometric patterns of ELF radiation upon the human species are not to be dismissed; they are to be disclosed and agreed upon by an open society.

It is worthwhile and necessary to relay the introduction to Bernard Eastlund's patent of 1987, entitled, "Method and Apparatus for Altering a Region in the Earth's Atmosphere, Ionosphere,



and/or Magnetosphere”, which can be regarded fairly as the essence of the HAARP project:

“This invention relates to a method and apparatus for altering at least one selected region normally existing above the earth’s surface and more particularly relates to a method and apparatus for altering said at least one region by initially transmitting electromagnetic radiation from the earth’s surface essentially parallel to and along naturally-occurring, divergent magnetic field lines which extend from the earth’s surface through the region or regions to be altered.”

It is hoped that the reader will take the necessary time to understand this conceptual foundation of the HAARP project, and the role of the magnetic field of the earth must become a part of that process. When this comprehension is complete, I would suggest that the title of this paper should more accurately read:

“The Earth’s Magnetic Field IS the Antenna, and YOU Are A Part of the Receiver”

Large amounts of energy are being directed into the magnetic field of the earth by the HAARP facility. This energy is being directed along the earth’s magnetic field lines to you. It surrounds you and you have no simple means (at least not yet) to evade it. This energy is, in part, as stated within the HAARP literature, within the ELF portion of the electromagnetic spectrum. This ELF radiation, although innocuously claimed to serve communication purposes and the like, DOES have an effect upon biological systems; research into the topic of cyclotronic resonance upon physiologically important ions will further that knowledge. This energy can be detected and observed and its artificial nature identified. It has been measured at a maximum in accordance with the direction of the magnetic lines of the earth. All findings are consistent with over four years of research on the aerosol operations, with applications of environmental, biological, electromagnetic, military and planetary control.

My primary role in these affairs is to provide information and analysis for your review and consideration. Much work remains to be done, as the problems are infinite and the resources of time alone are finite. My appeal is that you use this information to uphold and preserve your health, your dignity and your free will.

Clifford E Carnicom  
Mar 17 2003

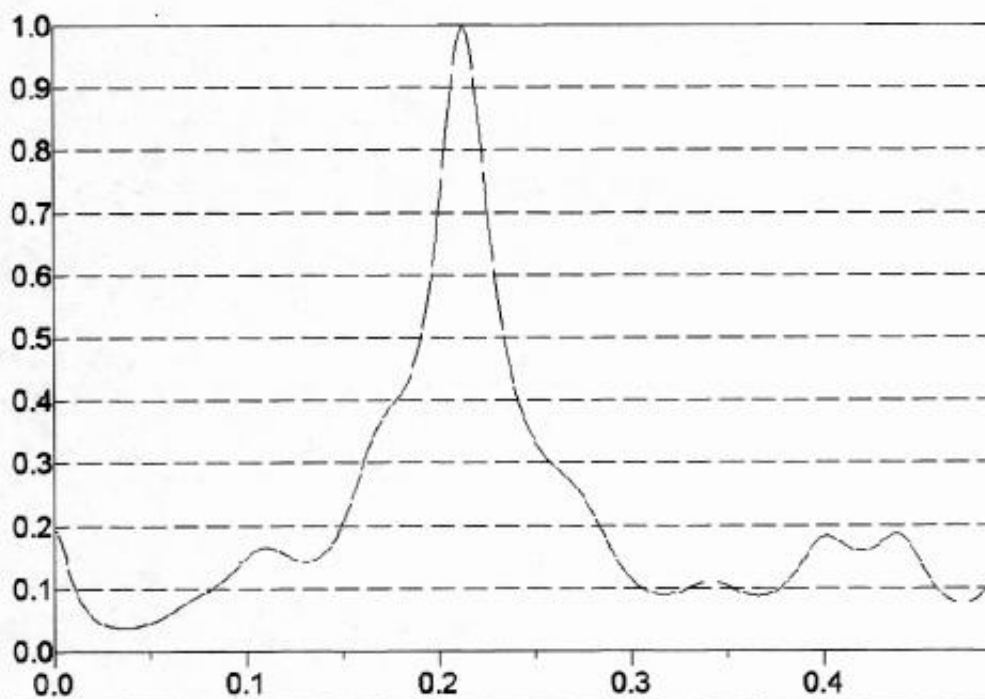
## A 4TH PATTERN OBSERVED : PERIODIC PULSE AT 5 SEC. INTERVALS

Mar 18, 2003

A 4TH PATTERN OBSERVED :  
PERIODIC PULSE AT 5 SEC. INTERVALS

Clifford E Carnicom

Mar 18 2003



**Spectral Analysis of VLF Data Captured on 031803 at approx 2330.**

X Axis : Frequency

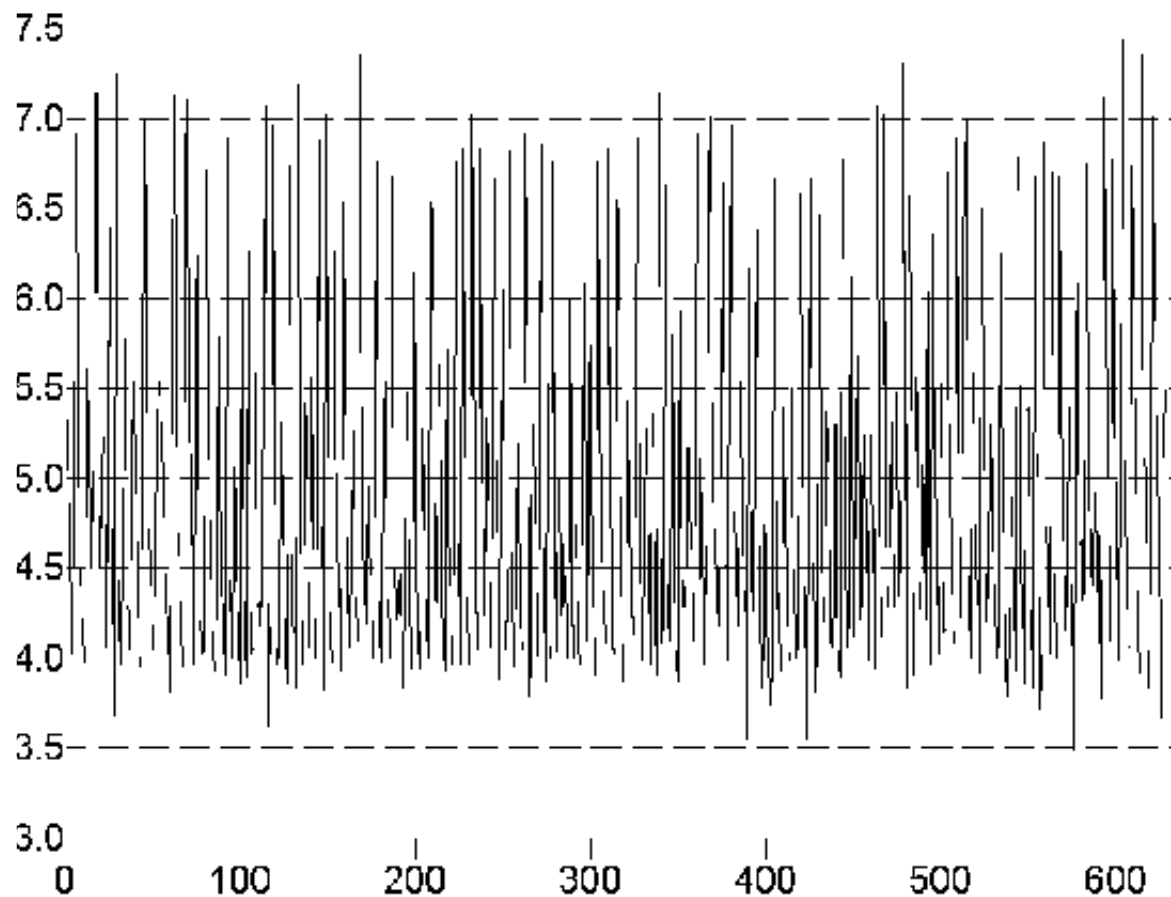
Y Axis : Power of Spectrum

(Maximum Entropy, Order 30)

A fourth unique pattern of ELF-VLF reception has now been logged. This data shows a periodic pulse occurring approximately every 4.75 seconds. The graph above presents a spectral analysis of the raw data, where the energy can be observed to be concentrated at a frequency of approx 0.21 seconds, corresponding to the pulses which occur approximately every 5 seconds. The reference value chosen for data logging was approximately 5kHz.

The data was captured with the ELF circuit as it is most recently described with the exception that the final commercial audio amplifier stage was not used. Output was captured at the common emitter stage of the circuit. The directional loop antenna was also used in the process, with a capacitor of 4nF used to establish a parallel resonant circuit at approx. 1.7kHz.

An additional change with this session was the tuning of the received signal with the use of an oscilloscope prior to logging of data. The signal was tuned with the potentiometers for maximum reception with no clipping of the waveform permitted. The periodic nature of the data was immediately evident during the logging process.



Raw VLF Data Logged 031803 at approx. 2330.

X Axis : Observation No. (1 per second)

Y Axis : Frequency in kHz.

Clifford E Carnicom

Mar 18 2003

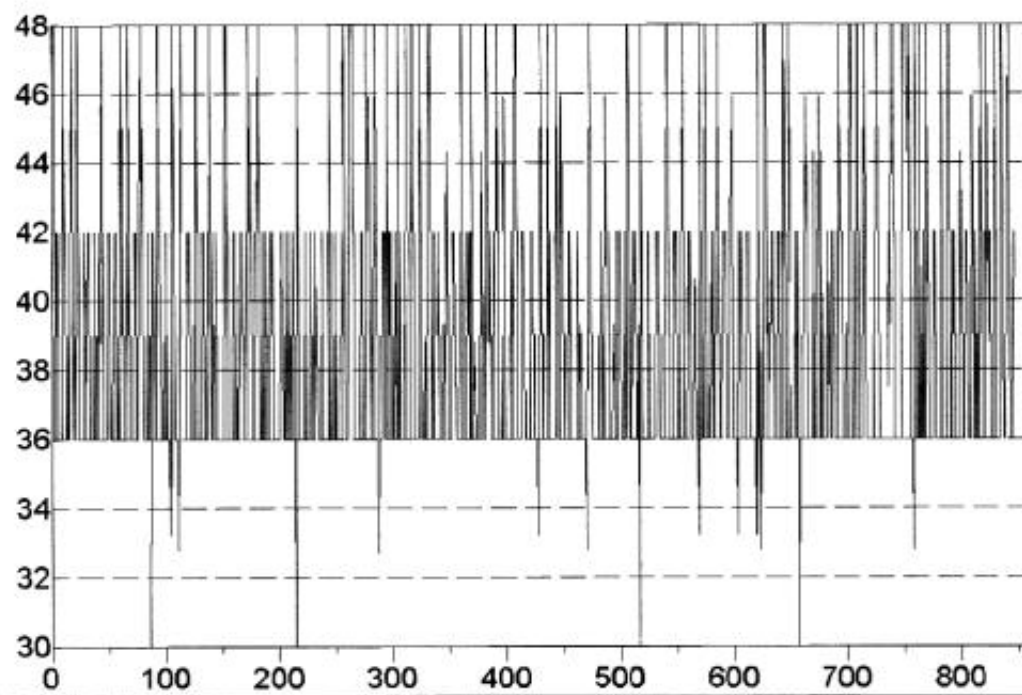
## MULTIPLES SHIFT TO 6 HERTZ

Mar 19, 2003

### MULTIPLES SHIFT TO 6 HERTZ

Clifford E Carnicom

Mar 19 2003



### ELF Data Captured on 031903 at approx 1500

X Axis : Frequency in Hz

Y Axis : Observation Number (1 per sec)

The fundamental frequency of the ELF data now being captured appears to have shifted to 6Hz as of this date and time. Multiples of 6Hz are now readily visible (e.g., 30, 36, 42, 48Hz) in the graph of data that is shown above. This is in contrast to the pattern of 4Hz multiples that has been logged on numerous previous occasions.

It is worthwhile to note that the cyclotronic resonant frequency of the barium ion (+2) in the presence of the earth's magnetic field ranges from approximately 2.25Hz to 6.75Hz. The topic of cyclotronic resonance will be discussed in more detail at a later time.

Clifford E Carnicom

Mar 19 2003

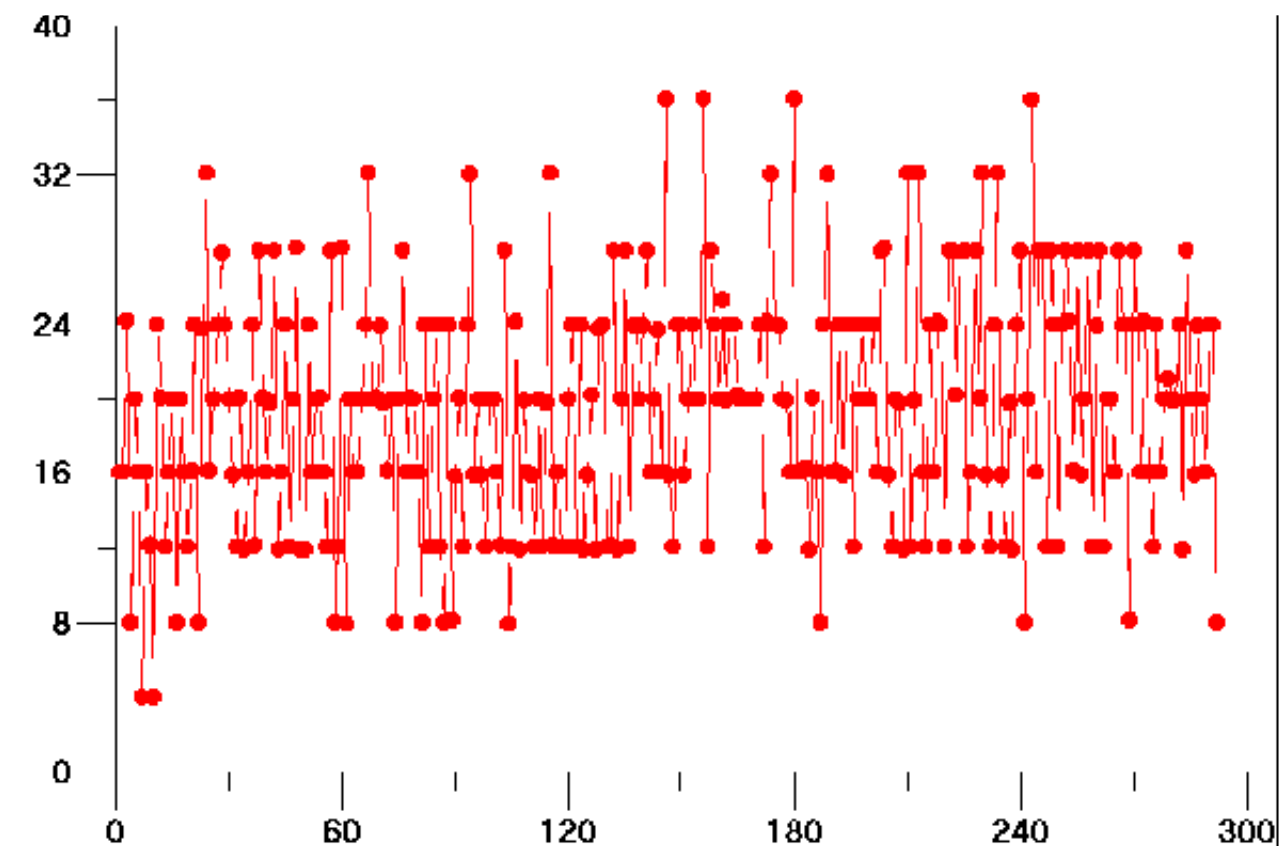
## A DIRECT CONNECTION: THE HUMAN ANTENNA II

Mar 21, 2003

### A DIRECT CONNECTION: THE HUMAN ANTENNA II

Clifford E Carnicom

Mar 21 2003



Antenna Source : The Human Being

ELF Data Logged 032103 at approx. 2130.

X Axis : Observation No. (1 per second)

Y Axis : Frequency in Hz.

An unusual experiment has been conducted today. A human being (i.e., myself) has been used as the **SOLE** antenna for the Extremely Low Frequency (ELF) circuit which has been used for extensive experimentation during the past several months. No other wires or antennas were used in this test, just the human body alone as the input to the ELF measurement device.

This test was performed to eliminate all other sources of interference which conceivably might affect the test results, such as computer equipment and power lines. Some recent consideration has been given to the influence of a cathode ray tube monitor, and a laptop has been used to eliminate that concern. The results of this test indicate conclusively the existence of ambient, geometric, and artificial ELF radiation in the environment. The extent of this radiation is under additional testing, and due to the nature of the wavelengths involved it is expected to be far-ranging. These frequencies are important in that they have known significant effects upon

biology, health and mental functioning.

The presence of a completely artificial structure of multiples of 4Hz is evident in the data shown above. Readers may also wish to become familiar with a recent paper entitled, [The Earth is the Antenna](#), on this site which is relevant to this topic. This test shows that the human body is an extremely effective receptor and resonator of these induced frequencies upon our bodies, minds and environment.

Until I have a chance to discuss the issue in more detail, it is recommended that all readers begin to research the topic of cyclotronic resonance, ELF and its effects upon human biology. Please refer to Robert Becker's, (M.D.) book entitled "Cross Currents" for a good introduction to this subject.

This test is an act of receiving ONLY and it was conducted as follows:

A point of minimum ohmic resistance was identified on the body using a digital ohmmeter. Such a location was found to exist at the base of the skull behind the ear lobes. Two electrodes were connected to these locations. No signal or current of any kind was introduced into the circuit; the human body in this case is acting only as a receptor and an antenna. These electrodes from the base of the skull at a point of minimum electrical resistance were used as input to the ELF circuit that has been designed and developed. No other antenna or wire of any kind was used for input to the circuit. The gain of the circuit was adjusted with the potentiometers to the ELF range which governs the primary electromagnetic activity of the human brain. The commercial audio amplifier final stage in the circuit was not used for this test. The frequencies that were received by the 'antenna' were subsequently amplified by the circuit and sent to a logging frequency meter.

The data that was captured is shown above.

Clifford E Carnicom  
Mar 21 2003

**Additional Note Mar 22 2003:**

This is the third occasion in which a sensed detrimental mental effect occurred after performing a related or similar experiment. The magnitude of the effect relative to the time of exposure appeared to be the greatest during this most recent test. The effect to this individual can be best described as including such symptoms as neural interruption, a level of disorientation and the onset of headaches. Effects of duration appear to extend up to approximately 12-36 hrs. Although entirely subjective in nature, readers are cautioned to be aware of this potential effect during these experiments.

## VLF PULSES AND HAARP

Mar 23, 2003

### VLF PULSES AND HAARP

Clifford E Carnicom

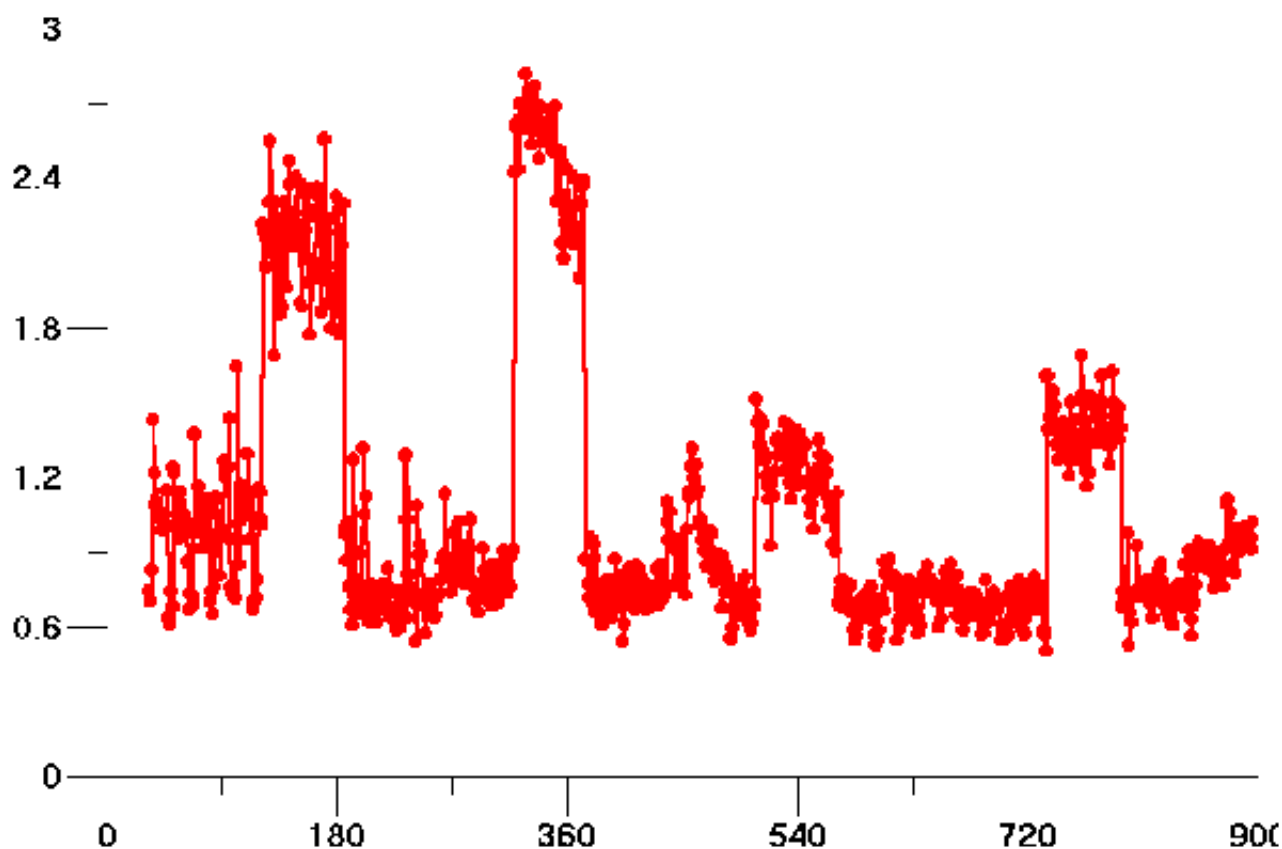
Mar 23 2003

#### HAARP EXECUTIVE SUMMARY

(NOTE REFERENCES TO ELF-VLF PULSE PROPAGATION  
FROM 30Hz TO 30KHz)

(Credit to: Weapons of Total Destruction Site

<http://www.viewzone.com/haarp.exec.html>)



VLF Data Logged 032303 at approx. 1000.

X Axis : Observation No. (1 per second)

Y Axis : Frequency in KHz.

Very Low Frequency (VLF) pulse data is again evident. Research is underway to determine the nature of the signals. It appears that either harmonics and or mixing of signals may be a factor. The role of sunlight is also being investigated as a factor in the presence of these signals. It will be helpful if any researchers in any location can verify the existence of these signals during periods of darkness and/or heavy cloud cover.

The ELF circuit is configured to use the external directional antenna aligned with the magnetic field lines of the earth. The antenna is tuned with a 2pF capacitor in parallel resonance and the potentiometers set for the maximum frequency attainable (approx. 1 – 3 KHz.). Extended periods

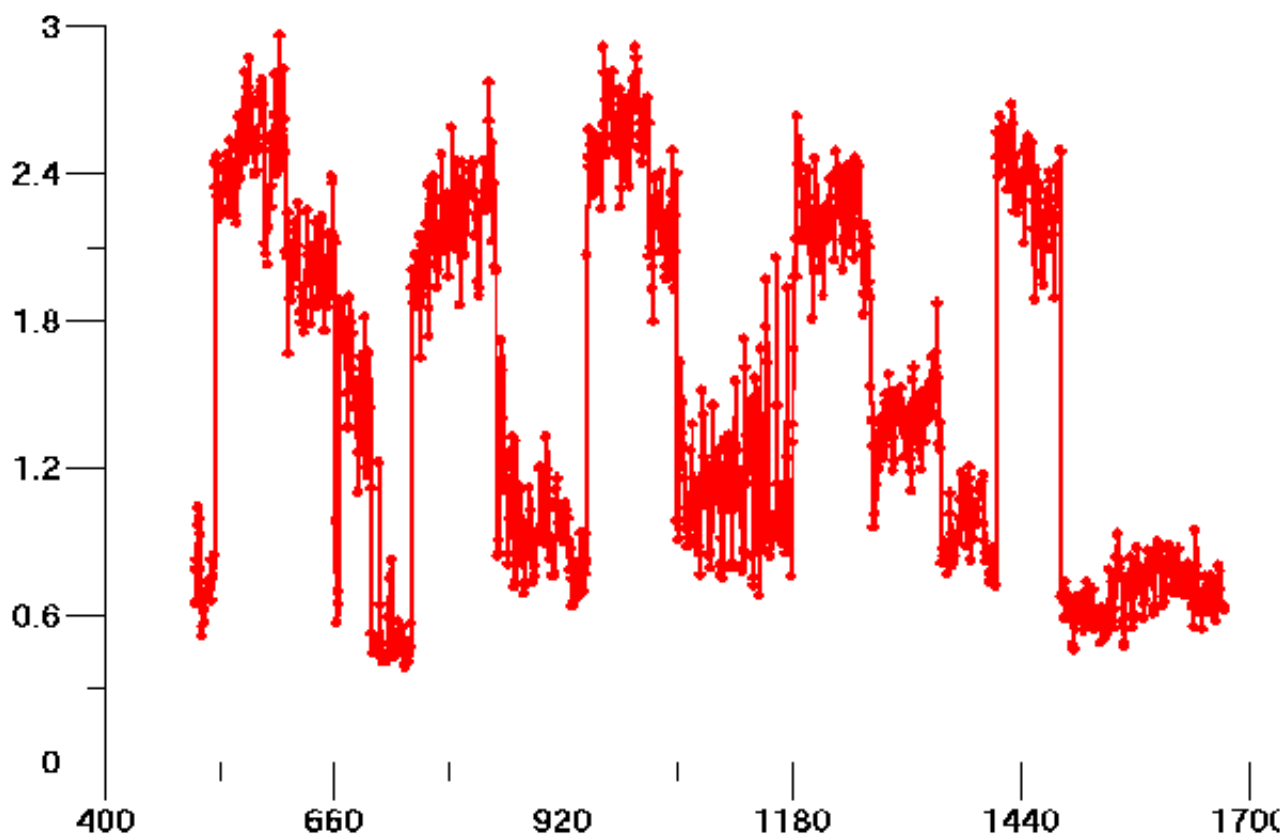
of monitoring are required to capture these segments of data.

Citizens should be especially aware of at least the following two excerpts from the HAARP Executive Summary mentioned above:

“...Because this area of research appears especially promising, and because of existing DOD requirements for ELF and VLF, it is already a primary driver of the proposed research program.

In addition to its potential application to long range, survivable, DOD communications, there is another potentially attractive application of strong ELF/VLF waves generated in the ionosphere by ground-based heaters. It is known that ELF/VLF signals generated by lightning strokes propagate through the ionosphere and interact with charged particles trapped along geomagnetic field lines, causing them, from time to time, to precipitate into the lower ionosphere. If such processes could be reliably controlled...”

The potential applications of precipitate control within a modified lower atmosphere, under the current state of knowledge of the aerosol operations, are also now to be considered. Readers are encouraged to read in detail and distribute the Executive Summary referenced above.



VLF Data Logged 032303 at approx. 1030.

X Axis : Observation No. (1 per second)

Y Axis : Frequency in KHz.

From the [Weapons of Total Destruction](#) web site referring to the HAARP Executive Summary Paper”



**“The military’s own Executive Summary of the HAARP program clearly states their reliance on ELF waves. Instead of transmitting these waves from ground based transmitters, HAARP created these waves through the use of “pulse” transmissions of their HF energy beams. Or, to put it another way, HAARP duplicated the ELF signals by turning their signal on and off at rates (30 to 3000 cycles per second) within the ELF range. The result was that ELF radiation could be directed to a specific area on the surface of the planet, at will.”**

Clifford E Carnicom

Mar 23 2003

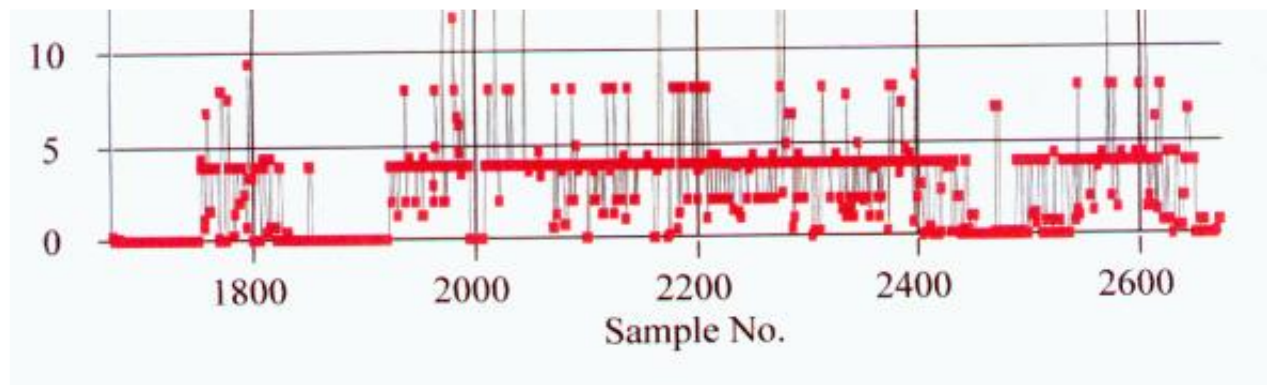
## ELF VERIFIED IN UTAH

Mar 23, 2003

### ELF VERIFIED IN UTAH

Clifford E Carnicom

Mar 23 2003



ELF Data Logged by Utah Resident 02/11/03

X Axis : Observation No. (1 per second)

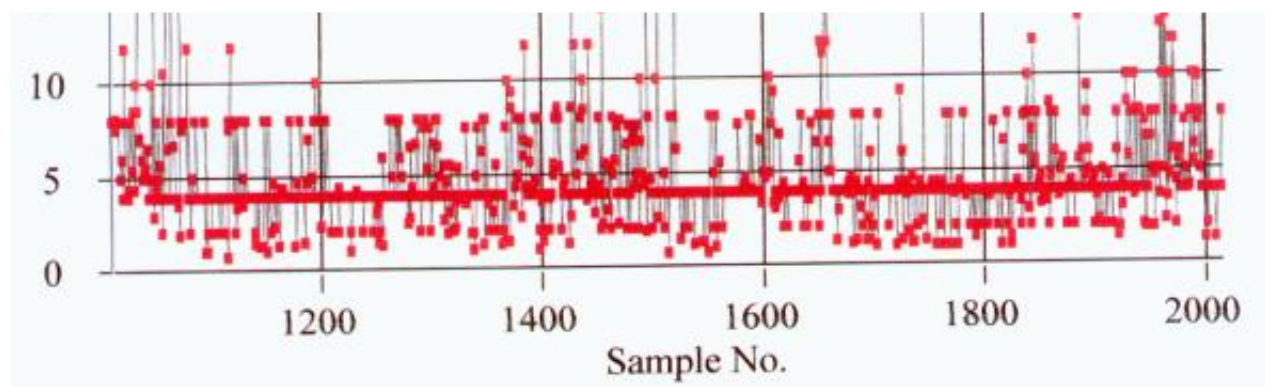
Y Axis : Frequency in Hz.

A concerned citizen in the state of Utah has extended the effort to construct an Extremely Low Frequency (ELF) receiver circuit similar to that which has been developed and presented on this site. Data has been collected by that citizen in that location which corroborates the existence of geometrically arranged ELF propagation at multiples of 4Hz. This now extends the evidence of this electromagnetic propagation to a range of approximately 400 miles across the United States. The plots above were created by the resident of Utah and communicated directly to me, and they are dated Feb 11 2003.

The circuit design used is of an earlier form that has been presented, and does not include the use of the directional antenna nor the common-emitter amplifier at the tail of the circuit. Significant difficulties with the filtering of the 60Hz power line signals have been reported and they remain a significant difficulty in the collection of additional data. The frequencies of 4Hz and 8Hz at the lower end of the spectrum furthest away from the 60Hz power line signal are visible on these plots. The presence of an unusually strong 60Hz signal appearing after this data was collected is also under investigation by that citizen.

This citizen has additional data which appears to indicate the presence of multiples of 5hz, however, this data can not be confirmed at this point and may be affected by noise. This additional data will be presented if it is corroborated through additional sources.

My gratitude is extended to this individual for the exceptional efforts that have been made.



ELF Data Logged by Utah Resident 02/11/03

X Axis : Observation No. (1 per second)

Y Axis : Frequency in Hz.

**Experience from this location indicates that the 60Hz power line signal is a significant source of interference that is difficult to filter out and yet retain the influence from the adjacent 4Hz multiples. The use of the human as a direct or joint antenna appears to be the most successful in this regard thus far. The magnitude of inductance within the human body and biological resonances at ELF frequencies may be significant factors underlying this finding. Testing in remote locations, although considerably more involved and difficult, may be helpful under these conditions.**

**Additional efforts by other citizens in other locations across the nation and globe will help to assess the breadth and scope of these emissions. Readers may wish to review several papers on this site that disclose the role that the HAARP facility assumes in ELF emissions, as well as the health issues associated with that energy form.**

Clifford E Carnicom

Mar 23 2003

## ELF-VLF AUDIO FILES: A CONTRIBUTION

Mar 27, 2003

### ELF-VLF AUDIO FILES:

#### A CONTRIBUTION

Clifford E Carnicom

Mar 27 2003

The following audio files are the result of research by a member of the message board attached to [www.carnicom.com](http://www.carnicom.com) (user name : Renegade19). It is of considerable interest as it provides an audio interpretation of certain ELF and VLF pulse patterns that have recently been captured. Please see the page entitled [VLF Pulse Switching](#) for additional information on this particular session.

My appreciation is extended to this researcher for efforts that have been made to extend our knowledge of the nature of these electromagnetic signals. This transformation tool is regarded as a significant contribution.

The data logging on the first session (ELF) lasted approximately 5 minutes. The audio file is compressed to approximately 30 seconds. The data logging on the second session lasted approximately 15 minutes. The audio file, in contrast, compresses this session into approximately 45 seconds. The third data logging session was approximately 45 minutes, which was also converted into an audio file of less than 1 minute. Please bear in mind, therefore, that these audio files are compressed in time by a factor of 5 to 50. Certain repetitious audio patterns can be discerned with the audio version of this data.

The pulse pattern is clearly of an artificial nature, and readers are encouraged to view the paper entitled [The Earth is the Antenna](#) and [VLF Pulses and HAARP](#) for related topics.

Listen To

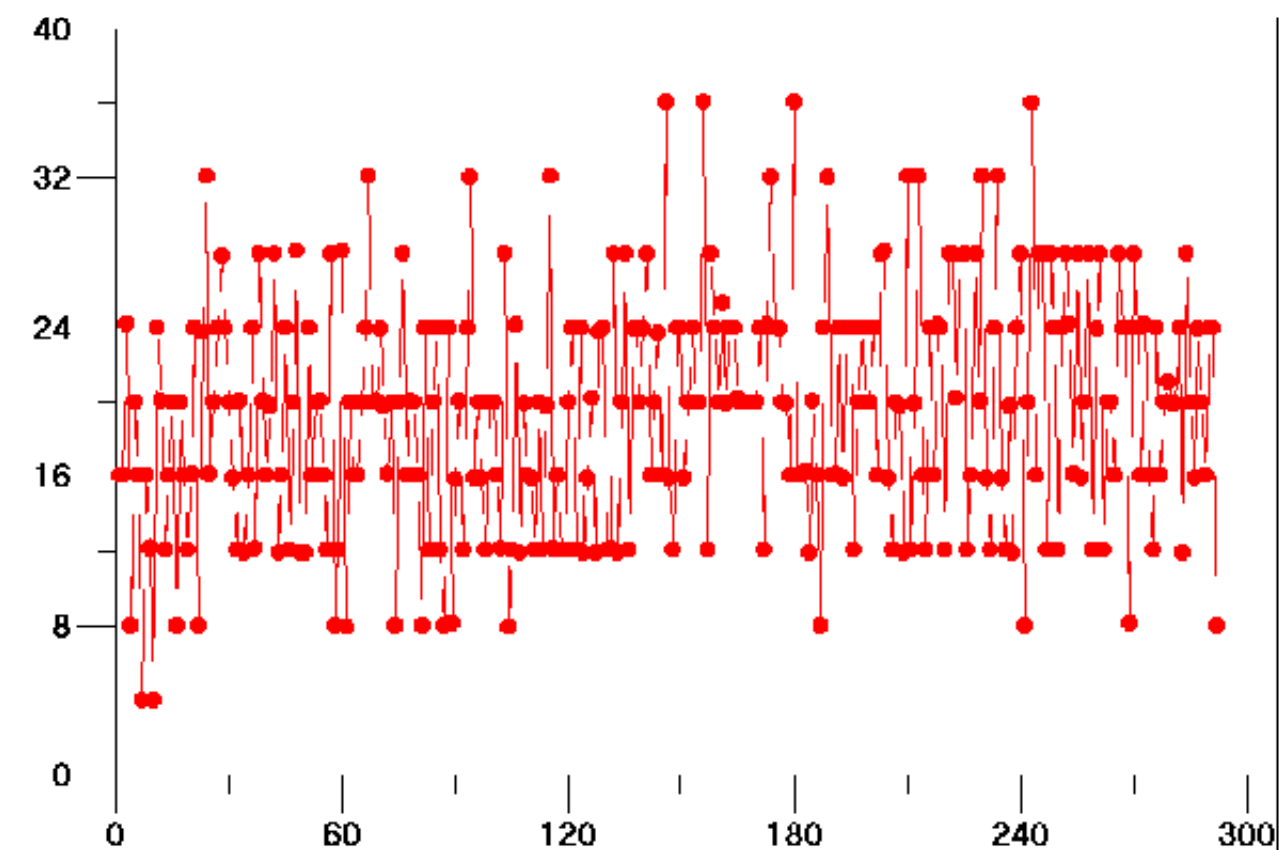
[ELF AUDIO FILE I:](#)

[VLF AUDIO FILE I](#)

[VLF AUDIO FILE II](#)

(Windows Media Format, 125K;

Please Allow Approximately 1-2 Minutes for Each Download)\_



Antenna Source : The Human Being

ELF Data Logged 032103 at approx. 2130.

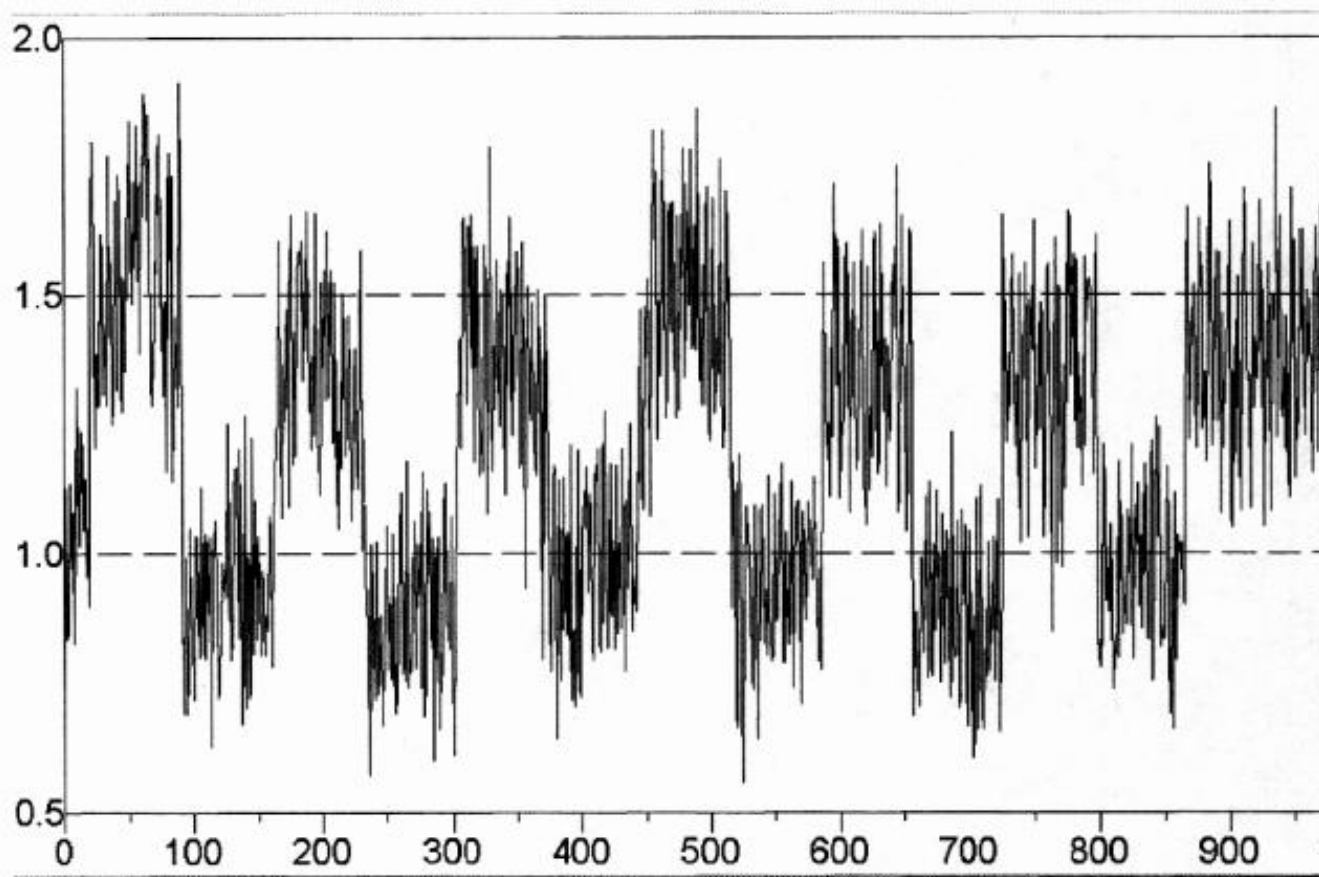
X Axis : Observation No. (1 per second)

Y Axis : Frequency in Hz.

Corresponds to [ELF Audio File I](#)

This audio file was created with a vertical scan of the data.

The evenly spaced multiples of 4Hz can be distinctly heard.



**Very Low Frequency Pulse Switching Observed and Recorded  
Santa Fe NM 030103 at approx. 1500.**

X Axis : Observation Number (1 Observation per second)

Y Axis : Frequency of Monitoring in Kilohertz (kHz)

Corresponds to [VLF Audio File I](#)

Listen To:

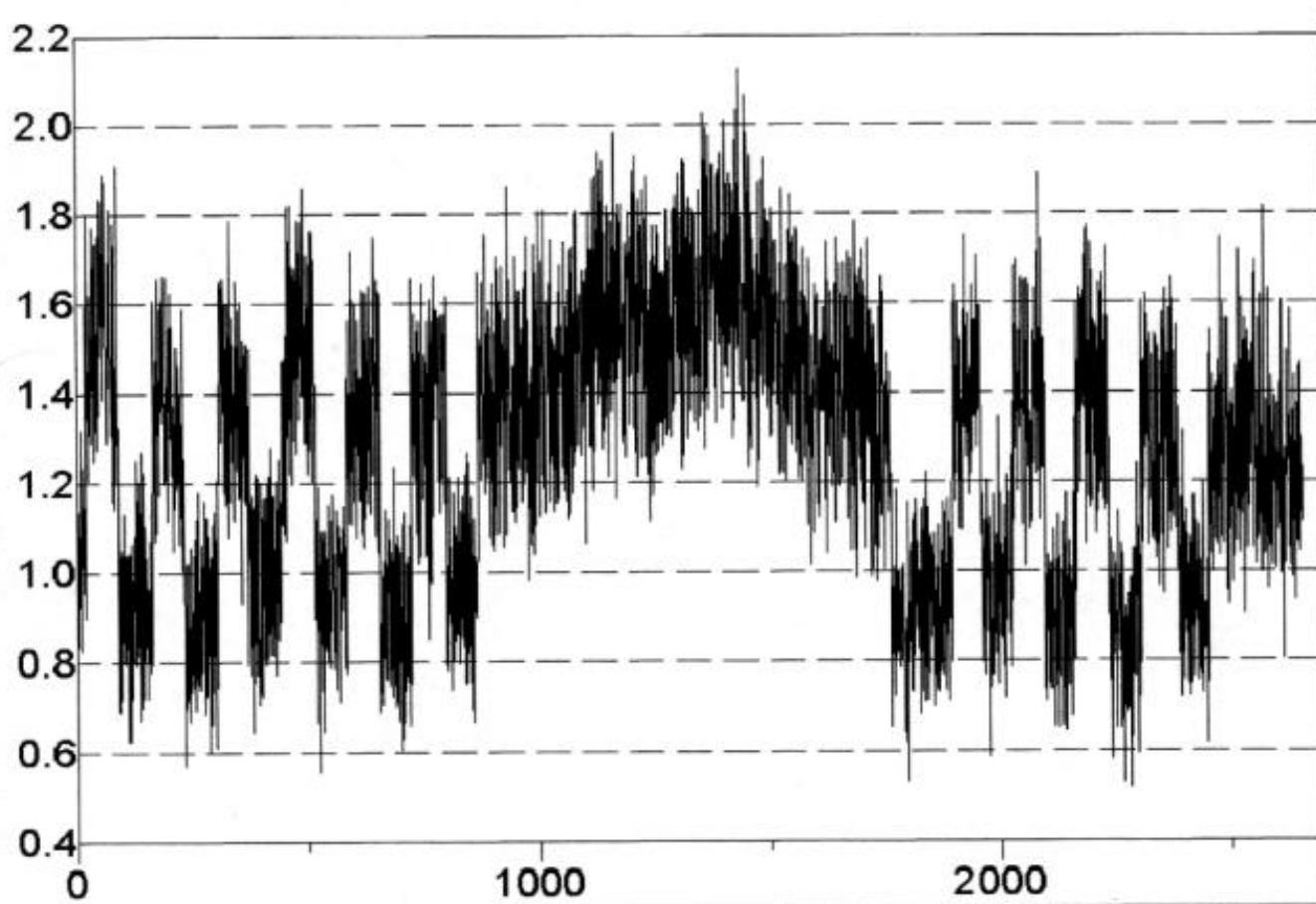
[ELF AUDIO FILE I:](#)

[VLF AUDIO FILE I](#)

[VLF AUDIO FILE II](#)

(Windows Media Format, 125K;

Please Allow Approximately 1-2 Minutes for Each Download)



**Very Low Frequency Pulse Switching Observed and Recorded  
Santa Fe NM 030103 at approx. 1500.**

X Axis : Observation Number (1 Observation per second)

Y Axis : Frequency of Monitoring in Kilohertz (kHz)

Corresponds to [VLF Audio File II](#)

The software used to accomplish this conversion is available in a freeware version at the following website location:

<http://www.webattack.com/get/thevoice.shtml>

Numerous options exist within the software, and exploration of these options can lead to significant variations in the final result achieved. The software is unique in that it operates on graphic files. It is important to edit any graphic images to remove any axes, numeric or irrelevant information before conversion to an audio file; frequency data only should be used in this case.

A paper related to one health issue of natural forms of VLF propagation is available at:

<http://www.scientificexploration.org/jse/abstracts/v12n3a6.html>



**DIRECTION OF ELF-VLF ENERGY VERIFIED**

Mar 29, 2003

**DIRECTION OF ELF-VLF ENERGY VERIFIED****Clifford E Carnicom****Santa Fe NM****Mar 29 2003**

The direction from which the maximum VLF-ELF energy originates has been verified from this location, and it is in accordance with the expectation that the magnetic field lines of the earth are the primary carriers of this energy. A measurement test has been conducted with the loop directional antenna, and the results show that the maximum level of energy is received in the direction from magnetic north to magnetic south. It is anticipated and predicted that this same finding will occur from other locations in the nation and from around the globe. Research and analysis indicates that the HAARP facility is an increasingly likely candidate as a source of these emissions and energy.

The following statement from the 1987 patent by Bernard Eastlund, generally regarded as an accurate template for the HAARP project, is again presented as being especially relevant to the above finding:

**“This invention relates to a method and apparatus for altering at least one selected region normally existing above the earth’s surface and more particularly relates to a method and apparatus for altering said at least one region by initially transmitting electromagnetic radiation from the earth’s surface essentially parallel to and along naturally-occurring, divergent magnetic field lines which extend from the earth’s surface through the region or regions to be altered.”**

Additional information from a textbook on radio astronomy, although of a technical nature, is also important to understand why this test has been conducted:

**If an electromagnetic wave travels through a plasma, there is a response by electrons at that same frequency. In addition, these electrons are further affected by any static magnetic field, e.g., the earth’s magnetic field (DC). This magnetic field will cause the electrons to travel in curved, circular or helical paths, depending upon the orientation of the magnetic field. If the electromagnetic wave happens to be circularly polarized, the amplitude of the electron response will depend upon the direction of the magnetic field. Please refer to “An Introduction to Radio Astronomy”, by Bernard Burke, Cambridge University Press, 2002 for additional information on this topic.**

And lastly, the repeated references within the Eastlund patent to the HAARP transmissions of circularly polarized electromagnetic energy demonstrates the relevance of the test that has been completed:

**“The region is excited by electron cyclotron resonance heating of electrons which are already present and/or artificially created in the region....this is done by transmitting circularly polarized electromagnetic radiation from the earth’s surface... where a naturally occurring dipole magnetic field (force) line intersects the earth’s surface.**

A knowledge of cyclotron resonance (especially of physiologically important ions), circular polarization and HAARP technology will be of increasing importance to understand in relation to the aerosol operations.



At this time, the methods of the test will be presented:

The maximum electrical response of a small loop antenna, such as the one which has been developed, is in the plane of the loop antenna. The maximum MAGNETIC response is in a direction normal (perpendicular) to the plane of the loop. The method by which the HAARP facility transmits energy along magnetic field lines of the earth suggests that the magnetic response of the loop antenna is of the greatest interest. In addition, a primary characteristic of an inductor, of which the small loop antenna is an example, is the storing of energy in the form of a magnetic field. A few statements about the nature of inductors is helpful to establish a foundation for this work:

“It is the interaction of magnetic fields with a conductor that produces the effects we call inductance.”  
Basic Electricity, Van Valkenburgh, Prompt Publications 1992.

“Inductors ...store energy in the form of magnetic fields about their coils.”  
Practical Electronics for Inventors, Paul Scherz, McGraw Hill 2002.

“The ability of an inductor to vary its reactance as the voltage across its leads fluctuates makes it a particularly useful device in frequency-sensitive applications.”  
Practical Electronics for Inventors, Paul Scherz, McGraw Hill 2002.

The small loop antenna is primarily an inductor. The orientation of the small loop antenna can be useful in detecting the direction of maximum magnetic interaction, as the normal to the plane of the small loop antenna produces the greatest magnetic response. As such, the small loop antenna has been rotated across a range of azimuths, and the magnitude of the AC response in millivolts has been tabulated. The ELF receiver was set to the frequency range of approximately 1-3KHz. The results are as follows:

Magnetic Azimuth of the Plane of the Antenna	Magnetic Azimuth of the Normal ( perpendicula r) to the Plane of the Antenna	AC (millivolts)
360	90	32.75
350	80	42
340	70	46.5
331	61	49
321	51	56
306	36	59
295	25	62
284	14	63
279	9	63
268	-2	69
230	-40	59
212	-58	59
180	-90	30
25	115	38

A negative azimuth in this case refers to an azimuth west, or counterclockwise of north. All azimuths are taken with a liquid filled magnetic hand compass graduated to 2 degrees. The data when plotted is of a clear cyclic nature. A least-squares trigonometric fit of the form  $AC_{mv} = a * \sin(b * \text{Normal Magnetic Azimuth} + c) + d$  has been developed leading to the following result:

$$AC_{mv} = 16.34 * \sin(.0284 * \text{Normal Magnetic Azimuth} + 1.51) + 50.16$$

This function will reach a maximum under the following condition:

$$dAC / d\text{Normal Magnetic Azimuth} = 0$$

which leads to:

$$0 = a * b * \cos(b * \text{Normal Magnetic Azimuth} + c)$$

or

$$\text{Normal Magnetic Azimuth} = ((\pi / 2) - c) / b$$

or

$$\text{Normal Magnetic Azimuth} = ((\pi / 2) - 1.51) / .0284$$

or

$$\text{Normal Magnetic Azimuth} = 2.1 \text{ degrees}$$

which is essentially due magnetic north and well within the limits of the test equipment used. This value is within the least count of the instrument used for the test.

This leads us to conclude that the maximum magnetic response to the ELF-VLF fields under examination occurs when the normal to the plane of the small loop antenna is oriented towards magnetic north. It is predicted that this same finding will occur in other locations across the nation or globe. The pursuit of the association of these emissions with the HAARP facility is therefore reasonably justified with these findings.

Clifford E Carnicom

Ma4r 29 2003

Apr  
VLF PULSES RETURN 04/05  
Apr 5, 2003

VLF PULSES RETURN 04/05

Clifford E Carnicom

Santa Fe, NM

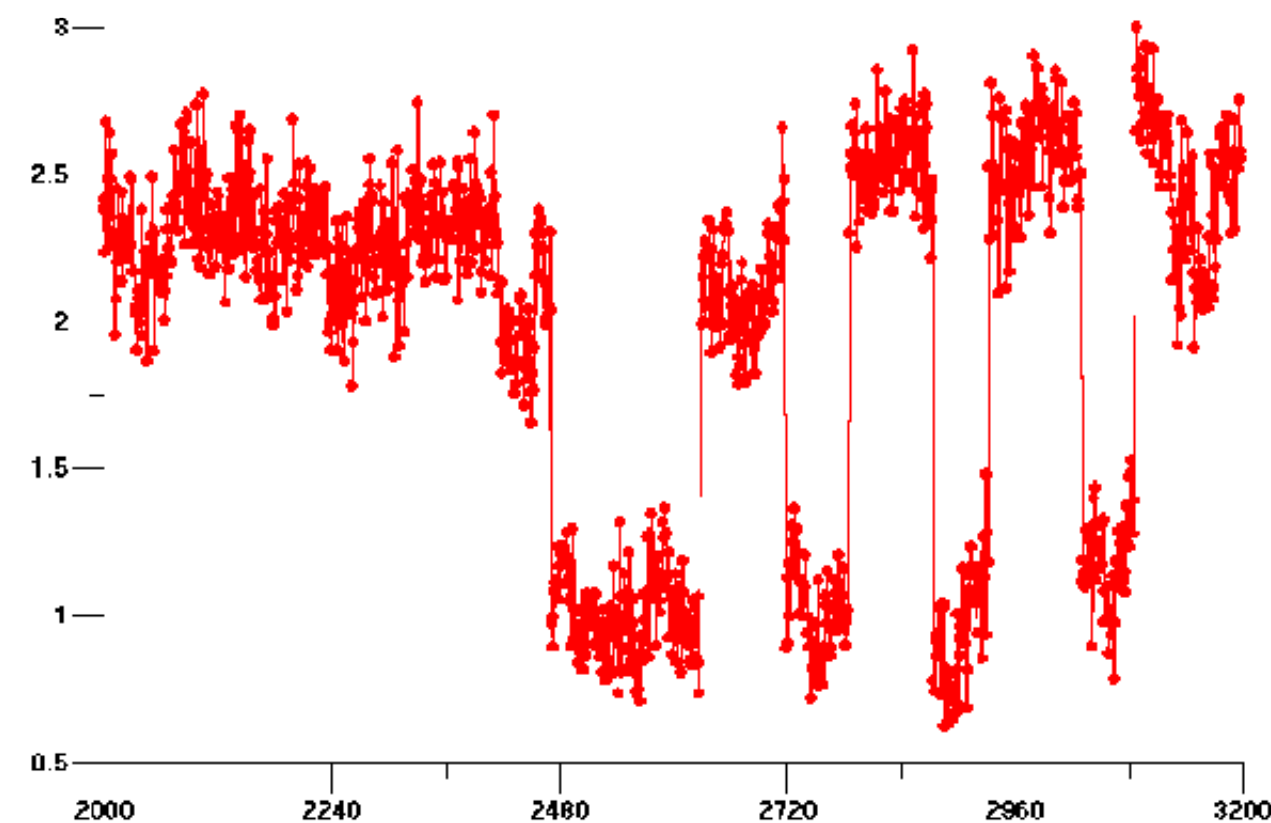
Apr 05 2003

[HAARP EXECUTIVE SUMMARY](#)

[\(NOTE REFERENCES TO ELF-VLF PULSE PROPAGATION FROM 30Hz TO 30KHz\)](#)

(Credit to: Weapons of Total Destruction Site

<http://www.viewzone.com/haarp.exec.html>)



VLF Data Logged 040503 at approx. 1015

X Axis : Observation No. (1 per second)

Y Axis : Frequency in KHz.

Very Low Frequency (VLF) pulse data has again been captured after several days of relative inactivity. It requires extensive periods of logging data to isolate these events. There is an increasing likelihood that the existence of these pulses is associated with sunlight. The role of ionization with respect to the aerosol operations is to be strongly considered in the evaluation of this topic; please refer to other papers on the *work function* of candidate elements that exist on this site. Such pulses have yet to be captured under periods of darkness or extensive cloud cover. The use of harmonics is also of increasing interest in the evaluation of the data.

Aerosol operations have been extensive to the south of this location today, and aerosol banks are broadly visible in this same direction. For those that remain ignorant or unaware, the state of visibility on this planet is now in a state of perpetual degradation as a result of the aerosol operations. Education and activism on the health and environmental aspects of this physical modification of the planet should be of concern to all.

This data set has been collected with the ELF circuit and directional loop antenna that is detailed on this site. The normal to the plane of the loop antenna is aligned with magnetic north as has also been discussed on this site.

It is of value to become familiar with the HAARP Executive Summary that is referenced on this page, as well as the following additional reference that has been previously provided:

From the [Weapons of Total Destruction](#) web site referring to the HAARP Executive Summary Paper”

“The military’s own Executive Summary of the HAARP program clearly states their reliance on ELF waves. Instead of transmitting these waves from ground based transmitters, HAARP created these waves through the use of “pulse” transmissions of their HF energy beams. Or, to put it another way, HAARP duplicated the ELF signals by turning their signal on and off at rates (30 to 3000 cycles per second) within the ELF range. The result was that ELF radiation could be directed to a specific area on the surface of the planet, at will.”

Clifford E Carnicom  
Apr 05 2003

## AN INQUIRY INTO POWER

Apr 6, 2003

### AN INQUIRY INTO POWER

Clifford E Carnicom

Apr 06 2003

An inquiry into ambient magnetic field strengths has been conducted. The potential associations of these findings with the HAARP facility is also to be discussed. If readers wish to avoid the technical aspects of this study, it is my hope that the basis for the study will at least be generally examined. Any revisions to this study will be made as they are appropriate.

The primary result of this study is an understanding of the immense amount of energy available from the HAARP project, and the very real potential of that facility to affect, as an absolute minimum, human biology, physiology, mental and neural functioning.

This study begins with observations of magnetic strength around a series of residential and power lines in a rural location outside of Santa Fe, NM. The effects from any 60Hz power lines become increasingly important to understand when Extremely Low Frequency (ELF) -Very Low Frequency (VLF) detection operations are conducted. A series of observations have been taken in the vicinity of the residential use of the directional loop antenna, in an effort to account for any influence from the 60Hz power line. A series of tests conducted in more remote locations to remove these influences has also been conducted.

The first questions that are helpful to ask in this study are: – How strong should the magnetic field around a rural residential power line be? How far away can it and should it be measurable? How strong should the electrical field be around these wires, and how far away can it be expected to have an influence? At what distance is the biological effect from these ELF waves of no further consequence? It is of most benefit if any analytical result is further supported with direct measurements; this will be the case within this study.

The strength of the magnetic field around a line (wire) of current is given as<sup>1, 2, 5</sup>:

$$(1) B = (u_o * I) / (2 * \pi * r)$$

where B is the magnetic field strength in teslas,  $u_o$  is permeability of free space, provided<sup>1</sup> as  $4 * \pi * 10^{-7}$  H/m. (henry/meter),

I is the current flowing through the wire in amperes, and r is the perpendicular distance from the wire in meters.

The next information that is helpful in this course of study is the relationship between the maximum electrical field strength and the maximum magnetic field strength. This relationship is provided with respect to the maximum field strengths as<sup>3</sup>:

$$(2) E_{\max} = c * B_{\max}$$

where E is the electrical field strength in Volts/ meter (V/m), c is the speed of light in meters/sec, and B is the magnetic field strength in teslas.

Therefore, for a line of current we have the electrical field strength as:

$$(3) E_{\max} = (c * u_o * I) / (2 * \pi * r)$$

Now, what interests us most is not the electrical field strength in V/m, but the electrical field intensity in units of watts per square meter. This quantity is physically more understandable, as it represents the power density, or the amount of power passing through a unit of area. The electrical intensity of a plane electromagnetic wave is therefore given as<sup>3</sup>:

$$(4) \text{Int} = (c * e_o * E_{\max}^2) / 2$$

where Int = the electrical intensity of the electromagnetic wave in W/m<sup>2</sup>(watts per square meter) and e<sub>o</sub> is permittivity of free space, given as<sup>4</sup> 8.85 \* 10<sup>-12</sup> C<sup>2</sup> / N m<sup>2</sup>.

We therefore have:

$$(5) \text{Int} = (c * e_o * [(c * u_o * I) / (2 * \pi * r)]^2) / 2$$

and if we would like to convert this equation so that r is measured in feet, we can simplify and rearrange the equation to the form:

$$(6) \text{Int} = 5145 * I^2 / r_{\text{ft}}^2$$

and if we would like to further solve for r expressed in feet or miles as a function of the electromagnetic wave intensity in terms of microwatts per square centimeter, we are led to:

$$(7) r_{\text{ft}} = 71.73 * I / \text{Int}_{\text{uW}}^{1/2}$$

$$(8) r_{\text{mi}} = .0136 * I / \text{Int}_{\text{uW}}^{1/2}$$

This gives us a useful equation to estimate the distance in feet or miles from a power line that we should be to reduce the intensity to a desired level, given that the power line is carrying a certain amount of current.

The next question to ask is, what is the desired intensity of the electromagnetic wave that we should seek? At what level of intensity is the effect upon biological systems negligible, or of no known consequence? To help address this question, the following studies published by [RFSafe](http://www.rfsafe.com) at the following location is helpful : <http://www.rfsafe.com>. From this reference, we learn of a series of studies involving electrical intensity, or power density, that range from 0.1uW / cm<sup>2</sup> (microwatts per square centimeter) to 120uW / cm<sup>2</sup>. These magnitudes will become increasingly important as we later put them into perspective with the capabilities of the HAARP facility. We see that the minimum influence of 0.1 uW/cm<sup>2</sup> has led to reported results of altered EEG waves and that the maximum intensity of 120uW / cm<sup>2</sup> has led to reported pathological changes in the blood brain barrier.

For the sake of this study, let us choose an extraordinarily low value of intensity, and solve for the distance that we should be from the nearest power line to ensure that we are not likely to incur any measurable electromagnetic effect. Let this value be 0.02 uW/cm<sup>2</sup>, an exceptionally low value. Furthermore, let the current in the wire range from 1 to 100 amps. At this point of research, no references have been found that indicate that 100amps of power is ever exceeded in any rural

power line system. A maximum of 60amps in rural residential areas appears to be likely, with a usual amount at a much lower value. Applying the result obtained above:

**Expected Distance vs. Current From Power Line  
to Reduce Intensity of Radiation to .02uW/cm<sub>2</sub>:**

Distance from Power Line r (feet or miles)	Power Density with Current in Power Line I = 1 amp	Power Density with Current in Power Line I = 5 amps	Power Density with Current in Power Line I = 60 amps	Power Density with Current in Power Line I = 100 amps
r <sub>ft</sub> = 507 feet	.02uW/cm <sup>2</sup>			
r <sub>ft</sub> = 2536 feet		.02uW/cm <sup>2</sup>		
r <sub>mi</sub> = 5.77miles			.02uW/cm <sup>2</sup>	
r <sub>mi</sub> = 9.62 miles				.02uW/cm <sup>2</sup>

This chart is helpful in that it allows us to estimate, under the most extreme of circumstances, how far we need to be from a power line to reduce its effect to being of no consequence of measurement or influence upon this study. In practice, much lower magnitudes of current exist in this rural region, and this chart can be viewed in a conservative fashion from that standpoint.

The next stage in this study was to travel to an electromagnetically quiet area in this rural environment, the San Cristobal Ranch located approximately 30 miles southeast of Santa Fe, NM. This rural location covers a vast region in which no significant power line infrastructure is visible.

As another point of reference, the magnetic field strength that would be measured that corresponds to the .02uW/cm<sup>2</sup> intensity above is approximately .01milligauss(mg). The equipment available to measure the strength of the local AC magnetic field is a Cell Sensor EMF Detection Meter. This particular gaussmeter has a high sensitivity range of 0 to 5 mg (milligauss) (1 gauss = 1E-4 teslas). The meter can easily be read to 0.1 mg at the lower end of the high sensitivity scale. A value of .01mg is so low as to be irrelevant to this measurement device.

The ambient magnetic field in this location was measured at 0.2mg. Numerous other readings were taken at isolated locations, all leading to the same result of an ambient field of approx. 0.2mg. The nearest visible power line structure at the location of the readings is a minimum of 10 miles distant.

The result of this finding is that an ambient and measurable magnetic field strength appears to exist, even when sufficiently isolated from any known power infrastructure influence. It is this measured ambient magnetic field which is of interest and concern in this study, especially as it relates to the numerous ELF-VLF variations which have recorded over time by this researcher. The published ELF activities by the HAARP facility are also a concern within this study.



The next step in this project is to determine the electrical field strength that is associated with the ambient magnetic field strength of 0.2mg.

From (2),  $E_{max} = (3E8m/s) * (0.2E-7T) = 6V/m$ .

The next step is to determine the intensity of the field from (4):

$$(4) \text{ Int} = (c * e_o * E_{max}^2) / 2$$

$$\text{Int} = (3E8m/s * 8.85E-12 C^2 / N m^2 * (6V/m)^2) / 2 = .048 W/m^2 = 4.8uW/m^2 = \text{approximately } 5uW/cm^2.$$

A value of  $5uW/cm^2$  is sufficient to attract our interest. If one were to evaluate the series of electromagnetic power density studies that have been referred to earlier, it can be seen that a host of biological effects have been reported at levels at or beneath  $5uW/cm^2$ . These reported effects range from the minimum to slowed visual and memory functions as well as impaired nervous activity. It would be worthwhile for readers to review these tabulated results [at this linked location](#).

This being said, the final objective of this report is to consider such ambient power levels and their potential associations with the HAARP facility.

The next requirement is to investigate the HAARP literature itself, as reported under the auspices of the U.S. Navy Research Laboratory on the page entitled [The Safety of ELF Fields Generated in the Ionosphere](#), where we read the following statement:

“The process of generating ELF within the ionosphere is very inefficient (the conversion efficiency is about  $10^{-8}$ ).”

Let us take a second look at this statement. The HAARP facility presents this statement to the public in a forward direction, that is, given an original power level, what is the small level of ELF that results. I would suggest that, along with measured values, we apply this statement in reverse to see where it leads us.

If there does exist an ambient electrical intensity of  $.048W/m^2$ , and if we were to assume this originates from the HAARP facility, and we were to apply this “inefficient” conversion factor, we are led to an original power level of  $(.048W/m^2 * 1E8) = 4.8MW$ , or approximately 5 million watts of power. This appears to be an extremely reasonable number which is well in accord with the nominal power levels of the HAARP facility. This power level is 100 times greater than that of any commercial broadcast station in the United States. It is therefore not unreasonable to consider that such an ambient field strength could indeed result from the HAARP facility, along with the reported effects upon biology and physiology in the literature.

The capstone to this investigation is to ask another question. If we were each to take a look at the Executive Summary Document for the HAARP literature published by the United States Air Force, it would declare that the design considerations of the HAARP facility have the stated objective of transmitting over 1 billion watts of power into the ionosphere. In fact, numerous sources state that a maximum level of 3.6 billion watts of power has already been achieved. This is 72,000 times more power than that of any commercial U.S. broadcast station. But let us remain conservative, and use the stated design goal of 1 billion watts.

**What is the effect of this power, after applying the “inefficient” conversion factor, upon the human biology and physiology? What would occur if this maximum level of power was used?**

**This power level translates to  $(1E-8) * (1E9\text{watts}) = 10 \text{ Watts}$  of ELF energy.**

**With the ability to be transmitted across the globe through the magnetic field lines of the earth, this would lead to an expected value of approximately  $1000\text{uW}/\text{cm}^2$  if assumed to be uniform and if we disregard the attenuation of the energy. The attenuation of ELF energy is extremely low. From the power density studies referenced, this is a horrendous amount of ELF energy and the biological studies clearly establish a basis for concern, if not alarm. The studies above reference a maximum field of  $120\text{uW}/\text{cm}^2$ , with the corresponding effect of a “pathological change in the blood brain barrier” (Salford 1993).**

**At what point do you have “concern”?**

**And at what point are you alarmed?**

**Clifford E Carnicom  
Apr 06 2003**

**References:**

1. Electromagnetic Fields and Waves, Vladimir Rojansky, 1979, Dover.
2. Physics by Example, W.G. Rees, 1994, Cambridge University Press.
3. Beginning Physics II, Waves, Electromagnetism, Optics and Modern Physics, A. Halpern, 1998 by McGraw Hill.
4. The Addison-Wesley Science Handbook, Gordon Coleman, 1997, by Addison-Wesley Publishers Limited.
5. The Feynman Lectures on Physics, Vol II, Richard Feynman, 1964, by Addison-Wesley Publishing Company

## MAGNETICS, AEROSOLS & VLF

Apr 13, 2003

### MAGNETICS, AEROSOLS & VLF

Clifford E Carnicom

Santa Fe, NM

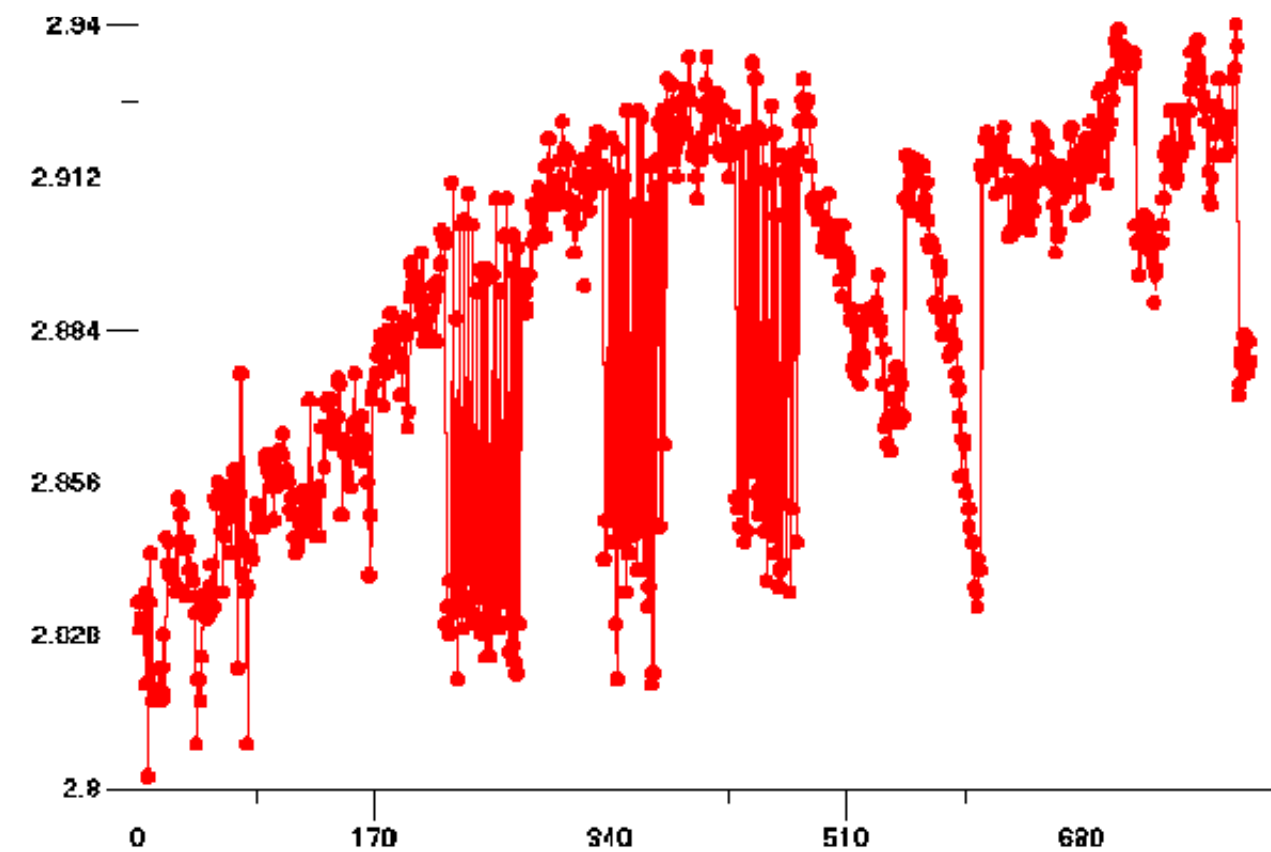
Apr 13 2003

#### HAARP EXECUTIVE SUMMARY

(NOTE REFERENCES TO ELF-VLF PULSE PROPAGATION  
FROM 30Hz TO 30KHz)

(Credit to: Weapons of Total Destruction Site

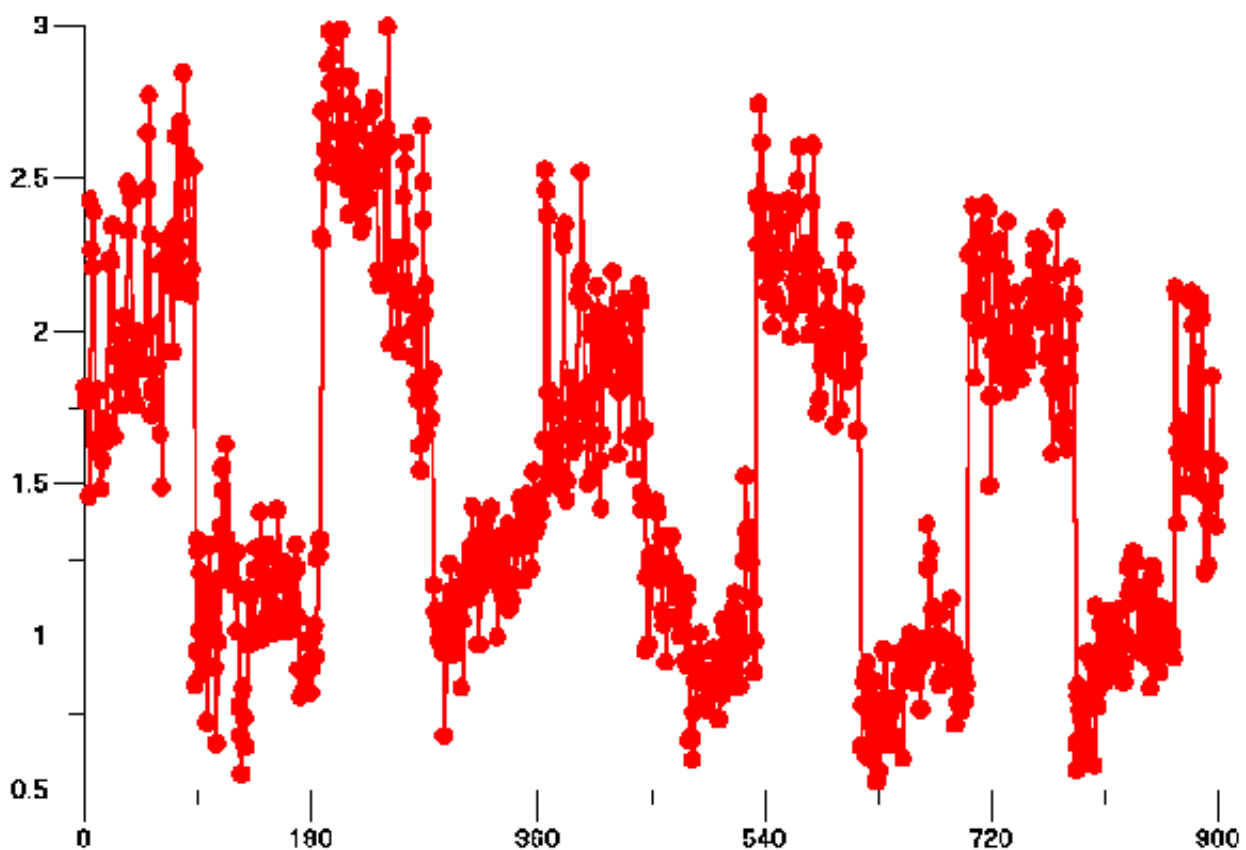
<http://www.viewzone.com/haarp.exec.html>)



Magnetometer Pulse Data Logged 040503 at approx. 0845-2210

X Axis : Observation No. (1 per minute)

Y Axis : Volts



VLF Pulse Data Logged 040503 at approx. 1207-1225

X Axis : Observation No. (1 per second)

Y Axis : Frequency in KHz.

There appears to be an increasingly obvious connection between the existence of aerosol banks close to ground level, the existence of extreme variations in local magnetic field intensity and the existence of highly pulsed VLF data. April 5 at this location was unusual in the sense that aerosol banks of great extent had dropped closer to ground elevation. Visibility was obscured to a level of approximately 15 miles, even amidst what might be characterized as a “sunny” day. The level of particulate concentration in the atmosphere is now high enough that the direct presence of aircraft at the time of the banks is not a requirement. The appearance of high winds that accompany such aerosol banks is also a common phenomenon. Thermal instabilities caused by magnetic variations within a plasma is also a topic worthy of further discussion. Please also refer to the interest expressed in the topic of ‘precipitation of particulates’ using ELF-VLF within the HAARP Executive Summary.

The extreme anomalous magnetic and VLF data occurred throughout most of the day on April 5, 2003 in direct connection with these lowered aerosol banks and increased winds. The magnetic data above is collected at an interval of one minute; the VLF sample pulse data shown was collected at an interval of one second.

It requires extensive periods of logging data to isolate these events. The presence of lowered aerosol banks appears to be increasingly important toward the capture of this data. There is an increasing likelihood that the existence of these pulses is associated with sunlight. The role of ionization with respect to the aerosol operations is to be strongly considered in the evaluation of this topic; please refer to other papers on the *work function* of candidate elements that exist on this site. Barium is capable of ionization with the energy available from sunlight

(photoionization). Such pulses have yet to be captured under periods of darkness or extensive cloud cover, and it appears to be increasingly unlikely. The use of harmonics is also of increasing interest in the evaluation of the data. The topics of atmospheric conductivity and Alfvén wave generation are being revisited. There is also an interest in the report of a diurnal variation in high energy cosmic radiation. Human biological effects correlated with the timing of ELF-VLF pulses are also under observation. A re-evaluation of the plasma frequency and electron density calculations are also in place.

Aerosol operations were extensive to the south and west of this location on April 5, and aerosol banks were broadly visible in these same directions. For those that remain ignorant or unaware, the state of visibility on this planet is now in a state of perpetual degradation as a result of the aerosol operations. Education and activism on the health and environmental aspects of this physical modification of the planet should be of “concern” to all.

The VLF data set has been collected with the ELF-VLF circuit and directional loop antenna that is detailed on this site. The normal to the plane of the loop antenna is aligned with magnetic north as has also been discussed on this site.

The magnetometer data has been captured with an electronic-digital version of the analog magnetometer that is described on this set. It appears to be quite sensitive to local magnetic field variations. The basic additions to the analog version ([shown on this site](#)) include the addition of a metal probe pointer as a flux concentrator, the use of a hall sensor (A3515) which is sensitive to magnetic variations and the use of a logging digital multimeter. The details of this device will need to be made available to other researchers as time permits. A clear and strong diurnal variation is also apparent in the data that has been collected for some time, and this also is a topic of investigation.

This magnetic data set now represents the second time that extreme variations in both magnetic and VLF fields have been observed with respect to aerosol banks that have dropped in elevation closer to ground level.

It is of value to become familiar with the HAARP Executive Summary that is referenced on this page, as well as the following additional reference that has been previously provided:

From the [Weapons of Total Destruction](#) web site referring to the HAARP Executive Summary Paper”

“The military’s own Executive Summary of the HAARP program clearly states their reliance on ELF waves. Instead of transmitting these waves from ground based transmitters, HAARP created these waves through the use of “pulse” transmissions of their HF energy beams. Or, to put it another way, HAARP duplicated the ELF signals by turning their signal on and off at rates (30 to 3000 cycles per second) within the ELF range. The result was that ELF radiation could be directed to a specific area on the surface of the planet, at will.”

Clifford E Carnicom  
Apr 13 2003

## LASER APPLICATIONS OF AN IONIZED ATMOSPHERE

Apr 13, 2003

### LASER APPLICATIONS OF AN IONIZED ATMOSPHERE

Clifford E Carnicom

Apr 13 2003

From the corporate page of [HSV Technologies, Inc.](http://www.hsvt.org), (<http://www.hsvt.org>), the following application of a laser beam can be presented to the public for their consideration:

“[HSV Technologies Inc.](http://www.hsvt.org), of San Diego, California is developing a non-lethal weapon that uses ultraviolet laser beams to harmlessly immobilize people and animals at a distance. The Phaser-like device uses two beams of UV radiation to ionize paths in the air along which electrical current is conducted to and from the target. In effect, the beams create wires through the atmosphere wherever they are pointed.

The current within these beams is a close replication of the neuro-electric impulses that control skeletal muscles...”

**May**  
**ATMOSPHERIC CONDUCTIVITY II**

May 7, 2003

**ATMOSPHERIC CONDUCTIVITY II****Clifford E Carnicom****Santa Fe, NM****May 07 2003**

A method to estimate the conductivity of the lower atmosphere has been established. This method relies upon the use of a Van de Graaf generator of a rated voltage capacity, along with the measurement of the maximum spark length gap that can be achieved. Results from this method indicate an increase in the conductivity of the lower atmosphere by a factor of approximately 3 to 20. This model, if accepted, supports the claim that the fundamental electrical nature of the atmosphere has been altered as a result of the aerosol operations that continue to be conducted without informed consent.

An initial paper on this subject, entitled [Atmospheric Conductivity](#), was presented in July 2001; the conclusions of that paper remain valid to this day. The benefit of the current study is that it provides an estimate as to the magnitude of the change in atmospheric conductivity using relatively simple methods and equipment.

A calculator version of this estimate is provided below. The model attempts to predict the ratio of increase in conductivity relative to the expected value of a normal atmosphere. The required input into the model is the rating of the Van de Graaf generator in volts, the maximum measured spark length in inches and the elevation of the station above sea level. Additional estimated electromagnetic properties of the lower atmosphere under variable conditions [are also available](#) (continued below).

[Click Here for JavaScript Applet](#)

Expected conductivity of lower atmosphere  
is now increased by an estimated factor of 3 to 20,  
depending upon atmospheric and aerosol conditions.

Considerable testing has been conducted in both indoor and outdoor environments. The unusual nature of the outdoor environment was first brought to light with the initial paper of July 2001 that has been mentioned, where a spark length that exceeded any theoretical estimate was measured on several occasions. That difference has since become even more readily visible with the addition of an indoor air filter.

An ionizing indoor air filter has now been in operation for approximately 6 months at this location. This particular filter is manufactured by Flair (EPA Est. Reg. No. 065975-TN-001). One of the claims of this ionizing filter is that it attempts to duplicate the natural environment positive to negative ion ratio, as it emits both positive and negative ions. From earlier research, that ratio has been stated to be approximately 250 to 200 in the lower atmosphere. This particular filter by claim does not emit negative ions only. Ionizers that generate negative ions exclusively may create their own complications by increasing particulate adherence to walls and surfaces. This problem does not arise with this model, and regular cleaning of the floor appears to adequately



collect the settled particulates. By spark length measurement indications, this filter does appear to be operating as is claimed, as the measured spark length in the indoor environment consistently agrees extremely well with the theoretical value. For the 200,000 volt generator that is being used, this expected spark gap is on the order of 3 inches. Such a measurement in this indoor environment is being achieved repeatedly with little variation. Incidentally, the ozone generator on this filter is not being used as observations indicate that it may have a negative impact upon some plant species. I have no commercial interest in this filter.

The outdoor environment and measured spark lengths are an entirely different matter. Spark lengths being measured outdoors commonly exceed the theoretical value for this Van de Graaf generator. Maximum spark lengths of 5-6 inches are achieved on a daily basis; on certain occasions the spark length has approached values of 9 to 12 inches. By the conductivity estimates above, this would appear to be most unexpected unless the dielectric strength of the air (insulating capability) has been decreased. Conversely, the significant increase in the measured outdoor spark length does indicate an increase in the conductivity level of the lower atmosphere. Additionally, the outdoor spark gap measurements more often elicit a pronounced leader structure; this would seem to indicate the existence of multiple paths for ionization.

The advantage of the method that has been developed is that it provides an estimate for the conductivity change in the atmosphere as a function of only the rated voltage of the Van de Graaf generator, the measured spark length under breakdown conditions and the elevation of the measurement station.

Any changes to this paper will be made as is appropriate.

Clifford E Carnicom  
May 07 2003

Additional Notes 05/12/03:

Extremely heavy aerosol operations occurred over the Santa Fe NM area on May 12, 2003. Spark lengths of 6 to 9 inches were measured during the early evening of this same day, accordingly. The correlation of maximum spark length with increased electron density continues to be studied.

---

The rationale for the method developed is as follows:

The conductivity of a gas based upon the classical free electron model is<sup>1,2</sup>:

$$(1) \sigma = (n_e * e^2 * \tau) / m$$

where

e is the charge of an electron : -1.6E-19 coulombs,

m is the mass of an electron : 9.11E-31kg,

$n_e$  is the density of electrons per  $m^3$

and  $\tau$  is the collision rate expressed as the number of collisions per second, and  $\sigma$  is the conductivity in siemens ( $ohm^{-1}$ ).

Two difficulties are faced with the use of this equation; estimates for both  $n_e$  and  $\tau$  are not necessarily simple to determine or to measure.

It is possible to proceed, however, with the following additional relations that are available<sup>3,4</sup>:

$$(2) \tau = L / v_{rms}$$

where  $v_{rms}$  is the root mean square velocity of the electrons in the gas and  $L$  is the mean free path between electron collisions.

and  $v_{rms}$  is given by<sup>5</sup>:

$$(3) v_{rms} = ( ( 3 * k * T ) / m )^{1/2}$$

where  $k$  is Boltzmann's constant :  $1.38E-23$  J / K, and  $T$  is the temperature of the gas in degrees Kelvin.

Also, we have available for consideration<sup>6</sup>:

$$(4) Eb_{max} = W_{ion} / e * L$$

where  $Eb_{max}$  is the breakdown voltage (Dielectric Strength) of Normal Air : =  $3E6$  Volts/meter

and  $W_{ion}$  is the work of ionization of the atmosphere : =  $5E-18$  J ( $\sim 30eV$ ).

And finally, we can include<sup>7</sup>:

$$Eb_{max} = Vb_{max} / d_{meas}$$

where  $Vb_{max}$  = the maximum voltage rating of the electrode sphere (Van de Graaf generator) and  $d_{meas}$  is the measured spark length in meters corresponding to the breakdown voltage of the surrounding gas (air).

Let us proceed to see if a more usable expression for the conductivity of the atmosphere based upon the measured spark length can be developed.

We now have by substitution for  $\tau$ :

$$\sigma = ( n_e * e^2 * L ) / ( v_{rms} * m )$$

and by further substitution for  $L$ , the mean free path:

$$\sigma = ( n_e * e^2 * W_{ion} ) / ( Eb_{max} * e * v_{rms} * m )$$

and by further substitution for  $Eb_{max}$ :

$$\sigma = (n_e * e^2 * W_{ion} * d_{meas}) / (Vb_{max} * e * v_{rms} * m)$$

or

$$\sigma = (n_e * e * W_{ion} * d_{meas}) / (Vb_{max} * v_{rms} * m)$$

This expression now has the advantage that it introduces the measured spark length into the eventual determination of an estimate for the conductivity of the air. Unfortunately, this equation retains the disadvantage of  $n$ , the electron density term. Determination of the electron density is a difficult problem without specialized equipment and procedures; ionosonde theory is relevant in that case.

Let us see if we can begin to address the difficulty with the electron density term.

From a theoretical discussion, we have the following differential equation which models the formation of electrons under breakdown voltage conditions as related to lightning formation<sup>8,9</sup>:

$$dn_x = \alpha * n_x * dx$$

where  $n_x$  represents the number of electrons moving through a plane at  $x$ , and  $\alpha$  is a coefficient (Townsend ionization coefficient) that represents the number of new electrons created per unit distance by a drifting electron. The solution to this equation is:

$$n_x = n_o * \exp^{\alpha * x}$$

where  $n_o$  is the initial electron density of the medium. This solution informs us that electrons increase in an exponential format during the process of ionization and breakdown (lightning or Van de Graaf spark). This is referred to as a *avalanche* condition.

To solve for the number of electrons along a path (spark length), we shall solve this equation with respect to the limits of integration from 0 to  $d_{meas}$ , the measured spark length:

$$n_x (total_{meas}) = (n_o * \exp^{\alpha * d_{meas}}) - (n_o * \exp^0)$$

or

$$n_x (total_{meas}) = n_o * (\exp^{\alpha * d_{meas}} - 1)$$

Similarly, for the theoretical spark length, we have:

$$n_x (total_{calc}) = n_o * (\exp^{\alpha * d_{calc}} - 1)$$

Now, we still have the difficulty of the estimate for the initial electron density,  $n_o$ . This will be circumvented to the necessary degree by looking at the ratios of conductivity from an altered to the normal environment, instead of the actual magnitude of the conductivity. In addition, there remains the difficulty of determining  $\alpha$ , the Townsend ionization coefficient.

Let us proceed with a method to determine the Townsend coefficient. From this same theoretical discussion on lightning discharge, we have the following data provided for the Townsend coefficient:

volts / m – torr ( E / p )	m – torr (Townsend Coefficient) (alpha)
5000	6
10000	50
35000	500

A satisfactory least squares model for this data can be developed into the following form:

$$\alpha^* = 4.6E-8 * ( E / p )^{2.22}$$

where  $\alpha^*$  is our first estimate for the Townsend coefficient as a function of the electric field strength to pressure ratio.

Now let us develop this coefficient further by allowing the pressure of the gas (elevation of observation) to become a variable:

A suitable differential model for atmospheric pressure as a function of elevation above sea level is available as<sup>10</sup>:

$$dp / dh = -.00004p$$

and a solution to this equation exists in the form:

$$p = 762 * \exp^{-.00004h}$$

where p is the pressure in torr, and h is the elevation above sea level in feet.

This leads us to an estimate for the Townsend coefficient as:

$$\alpha = 4.6E-8 * ( Eb_{\max} / ( 762 * \exp^{-.00004h} ) )$$

where the breakdown strength of the atmosphere is used as the electric field strength under spark gap conditions.

We now conclude the development by looking at the conductivity ratio estimate of a modified to a theoretical gas environment:

$$\sigma_{\text{meas}} ( n_o * ( \exp^{\alpha d_{\text{meas}}} - 1 ) * e * W_{\text{ion}} * d_{\text{meas}} ) / ( Vb_{\max} * v_{\text{rms}} * m )$$

$$=$$

$$\sigma_{\text{calc}} ( n_o * ( \exp^{\alpha d_{\text{calc}}} - 1 ) * e * W_{\text{ion}} * d_{\text{calc}} ) / ( Vb_{\max} * v_{\text{rms}} * m )$$

where alpha is as defined above.

This can be simplified to:

$$\sigma_{\text{meas}} ( \exp^{\alpha \cdot d_{\text{meas}}} - 1 ) \cdot d_{\text{meas}}$$

$$=$$

$$\sigma_{\text{calc}} ( \exp^{\alpha \cdot d_{\text{calc}}} - 1 ) \cdot d_{\text{calc}}$$

which is the final expression for the conductivity ratio as it is used within this paper.

1. Michael Mansfield, *Understanding Physics*, (Wiley and Sons, 1998), 622.
  2. ecjones.org, *Ionospheric Physics of Radio Wave Propagation*, (<http://ecjones.org/physics.html>)
  3. Mansfield, 622.
  4. ecjones.org.
  5. Mansfield, 288.
  6. Niels Jonassen, *Breakdown*, Compliance Engineering, [www.ce-mag.com/archive/01/01/MrStatic.html](http://www.ce-mag.com/archive/01/01/MrStatic.html), (eq. 4).
  7. Jonassen, (eq. 10).
  8. Martin A. Uman, *Lightning*, (Dover, 1984), 204-206.
  9. George Joos, *Theoretical Physics*, (Dover, 1986), 434.
  10. Claude Irwin Palmer, *Practical Calculus for Home Study*, (McGraw-Hill Book Company, 1924), 151.
-

## **MOLDS FLOURISH, ILLNESS PREVAILS**

May 10, 2003

### **MOLDS FLOURISH, ILLNESS PREVAILS**

**Clifford E Carnicom**

**May 10 2003**



**Atmospheric Mold Colonies in Petri Dish After 120 Hours Incubation**

**Original Exposure Time : 1 hour**

**Sample Collected Outdoors in Rural Santa Fe NM May 5 2003 at approx 1100**

A second atmospheric test specific to mold detection has been conducted. The results justify a direct cause for concern, as a large number of colonies of many species of mold have again evolved during the incubation period. The test has been conducted in a dry high desert environment on a day of low wind and “clear” skies. This location has been subjected to a period of drought conditions for several months, a condition normally considered to be unsuitable for mold propagation. Exposure time for the petri dish was one hour as recommended under the test procedures. The count of individual colonies easily surpasses 40+ colonies. At the time of this reporting, additional small colonies remain under development and incubation is not yet completed.

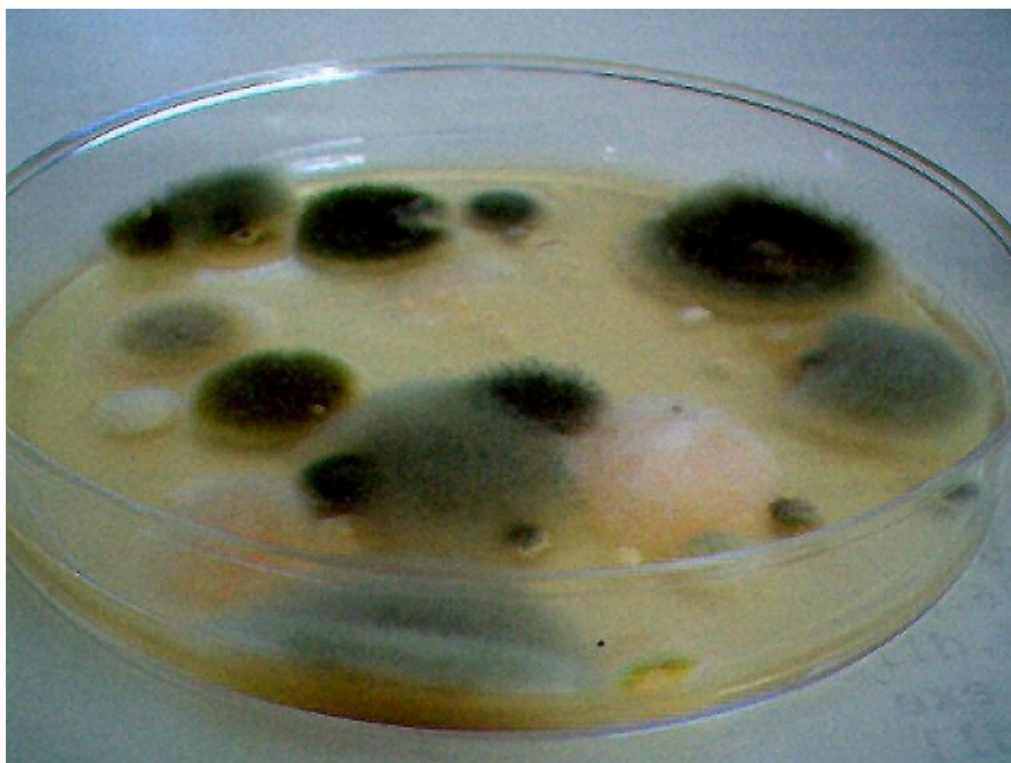
There is a clear and direct association in the literature between the abundance of mold and respiratory, allergic and asthmatic conditions. Molds are now classified as one of the leading causes of allergies<sup>1</sup>. Almost all chronic sinus infections (afflicting 37 million Americans) are a result of molds according to a 1999 Mayo Clinic Study, and a 300% increase in the asthma rate over the past 20 years has been linked to molds (according to 1999 USA Today Cover Story)<sup>2</sup>.

The interpretation of a similar test product under indoor conditions at the following site of Bio

Chemical Industries (<http://www.biochem-ind.com/p-22.html>) indicates an unacceptable condition for human health with a mold count greater than 11 colonies.

Readers may wish to evaluate the results from a [previous test conducted on Mar 14 2003 as reported](#). The colonies of the current test appear to be both larger and denser than that of the March test.

Citizens may wish to act upon the health implications of these findings, as well as the documented increase that has occurred in the ailments above. It is hoped that additional testing will now begin by citizens in various locations, indoors and outdoors, to assess the extent and nature of this environmental condition. It appears increasingly likely that this test may be representative of the general state of affairs.



**Atmospheric Mold Colonies in Petri Dish After 120 Hours Incubation**  
Original Exposure Time : 1 hour  
Sample Collected Outdoors in Rural Santa Fe NM Mar 5 2003 at approx 1100

Testing kits for mold detection are readily and inexpensively available, and further professional lab testing can be accomplished with reasonably modest means. The particular test kit used for this sampling is manufactured by Pro-Lab, Weston FL 33326. These testing kits are now available for approximately \$10 in major home construction supply stores, and the website reference is provided as [www.prolabinc.com](http://www.prolabinc.com) (1.800.427.0550).

1. Konrad Keil, N.D., *Allergy Free*, (Alternative.com Books, 2000), 20.
2. *Health Risks from "Toxic" Mold*, <http://www.toxic-black-mold-info.com/moldhealth.htm>



## ESTIMATED LOWER ATMOSPHERIC ELECTROMAGNETIC PROPERTIES

May 11, 2003

### ESTIMATED LOWER ATMOSPHERIC ELECTROMAGNETIC PROPERTIES

Clifford E Carnicom

Santa Fe, NM

May 11 2003

Edited Apr 29, 2005

[Click Here for JavaScript Applet](#)

**Expected conductivity of lower atmosphere  
is now increased by an estimated factor of 3 to 20,  
depending upon atmospheric and aerosol conditions.**

Note resonant ELF cyclotron frequency of barium

as well as most physiologically important ions (e.g, Mg, Ca, K etc.).

This page only considers impact of electron density, not ion density.

---

#### Additional Notes:

#### Assumed Values or Constants for Computations<sup>1</sup>:

Speed of Light (c) : 3E8 m / sec

Mass of an electron (m) : 9.11E-31kg

Magnetic field strength of earth (B) : 5E-5 Tesla

Permeability of free space ( $\mu_0$ ) : 4 \* pi \* 1E-7

Electron charge (e) : -1.6E-19 coulombs

Permittivity of free space ( $\epsilon_0$ ) : 8.85E-12 C<sup>2</sup> / N \* m<sup>2</sup>

Boltzmann's constant ( $k_b$ ) : 1.38E-23 J / K

Temperature of lower atmosphere (t) : 22 deg C.

Breakdown Voltage ( $E_{b_{max}}$ ) (Dielectric Strength) of Normal Air = 3E6 Volts/meter

Work of Ionization of Atmosphere ( $W_{ion}$ ) = 5E-18 J (~30eV)

T = temperature of lower atmosphere in Kelvin

sigmanorm = conductivity of normal lower atmosphere : 2E-14 ohm<sup>-1</sup>

#### 1. Predicted Whistler Frequency in Hertz (Hz)(Right Circular Polarization) Dispersion Relationship:<sup>2,3</sup>:

$$k = (w / c) * (1 + (w_{pe}^2 / (w * (w_{ce} - w))))^{1/2}$$

and

$$f_{hz} = (k * c) / (2 * pi)$$

where



**w = plasma input frequency in radians**

**c = speed of light**

**w<sub>pe</sub> = plasma frequency in radians**

**w<sub>ce</sub> = cyclotron frequency of an electron in earth's magnetic field**

**k = wave number**

**f<sub>hz</sub> = frequency in hertz.**

**2. Predicted Afven Frequency in Hertz (Hz) Dispersion Relationship:<sup>4</sup>:**

$$k = (w / c) * (1 + ((n_i * m * c^2) / (B^2 / u_o)))^{1/2}$$

**n<sub>i</sub> = electron density per m<sup>3</sup>**

**m = mass of electron**

**B = strength of Earth's magnetic field**

**u<sub>o</sub> = permeability of free space**

**3. Plasma Frequency in Radians<sup>5</sup>:**

$$w_{pe} = (n_i * e^2) / (m * e_o)^{1/2}$$

**e<sub>o</sub> = permittivity of free space**

**4. Debye Length<sup>6</sup> :**

$$r_D = ((k_b * T) / m)^{1/2} * (1 / w_{pe})$$

**T = temperature in degrees Kelvin**

**k<sub>b</sub> = Boltzmann's constant**

**5. Plasma Parameter<sup>7</sup> :**

$$N_D = ((4 * pi) / 3) * r_D^3 * n_i$$

**6. Cyclotron Frequency in hertz<sup>8</sup> :**

$$fg = 1.54E3 * (B_{gauss} / A)$$

**where A = the mass number of the ion.**

**B<sub>gauss</sub> = earth magnetic field strength in gauss.**

### 7. Estimated Lower Atmospheric Conductivity Ratio Estimate (based upon linear relationship of conductivity with n). (METHOD 1):

$$\sigma_{\text{ratio\_est}} = n_{\text{est}} / n_{\text{normal}}$$

where  $n_{\text{normal}}$  is the normal expected electron density per cm<sup>3</sup> of the lower atmosphere (~500) and  $n_{\text{est}}$  is the estimated electron density of the lower atmosphere. This method requires a knowledge of electron density, and is therefore difficult to achieve.

### 8. Estimated Lower Atmospheric Conductivity Ratio Estimate – based upon linear relationship of conductivity to the spark length and the exponential relationship of electron generation under breakdown conditions. (METHOD 2):

$$\sigma_{\text{ratio\_est}} = ((e^{\alpha * d_{\text{meas}}} - 1) / ((e^{\alpha * d_{\text{calc}}} - 1) * (d_{\text{meas}} / d_{\text{calc}}))$$

where alpha is the first Townsend coefficient in units of 1 / (m \* torr) as is modeled by the following developed equation:

$$\alpha = 4.68E-8 * (E_{b_{\text{max}}} / (762 * e^{-0.0004h}))^{2.21}$$

where h is the elevation of the Van de Graaf generator above sea level in feet. This equation is developed from a least squares analysis in conjunction with the listed references<sup>15,16,18</sup>.

In addition,  $d_{\text{meas}}$  is the measured spark length of the Van de Graaf generator in meters within the modified atmosphere and  $d_{\text{calc}}$  is the theoretical spark length of the Van de Graaf generator of the normal atmosphere.

This work has been developed using a series of references<sup>15, 16, 17</sup>, and will be explained in more detail on a separate page related to conductivity investigations and analysis. This method requires only measurements that are available with the use of the Van de Graaf generator.

### 9. Cyclotron resonant frequency of an electron<sup>9</sup> :

$$\omega_{ce} = ((e * B) / m)$$

### 10. Atmospheric Conductivity ( Method 1):

$$\sigma = (n_{\text{est}} / n_{\text{normal}}) * \sigma_{\text{norm}}$$

### 11. Atmospheric Conductivity ( Method 2):

Refer to page entitled [Atmospheric Conductivity II](#).

References:

1. Gordon J. Coleman, *The Addison-Wesley Science Handbook* (Addison-Wesley Publishers Limited, 1997)
2. R.O. Dendy, *Plasma Dynamics* (Oxford University Press, 2000), 41.
3. William C. Elmore, *Physics of Waves* (Dover, 1985), 10.
4. Dendy, 51.

5. Dendy, 7.
6. Dendy, 10.
7. Dendy, 11.
8. United States Patent # 4686605, Bernard Eastlund, *Method and Apparatus for Altering a Region in the Earth's Atmosphere, Ionosphere, and/or Magnetosphere*, 1987, 6.
9. Alan C. Tribble, *Princeton Guide to Advanced Physics* (Princeton University Press, 1996), 147.
10. Charles Papas, *Theory of Electromagnetic Wave Propagation*, (Dover, 1988), 177.
11. Niels Jonassen, *Breakdown*, Compliance Engineering, [www.ce-mag.com/archive/01/01/MrStatic.html](http://www.ce-mag.com/archive/01/01/MrStatic.html), (eq. 4).
12. Jonassen, ( eq. 10).
13. Michael Mansfield, *Understanding Physics*, (Wiley and Sons, 1998), 288.
14. Niels Jonassen, *Environmental ESD, Part 1 : The Atmospheric Electric Circuit*, Compliance Engineering, [www.ce-mag.com/archive/02/07/mrstatic.html](http://www.ce-mag.com/archive/02/07/mrstatic.html), (eq. 4).
15. Martin A. Ullman, *Lightning*, (Dover, 1984), 204-206.
16. Dwight E. Gray, Ph. D., *American Institute of Physics Handbook*, (McGraw-Hill Book Company, Inc., 1963), 5-138 to 5-140.
17. David R. Lide, *CRC Handbook of Chemistry and Physics*, 82ed, (CRC Press, 2001), 14-19 to 14-20.
18. Claude Irwin Palmer, *Practical Calculus for Home Study*, (McGraw-Hill Book Company, 1924), 151.

**Meditation: 100% COUNTERMEASURE for 'Targets of Electronic Harassment by  
Leslie Oliver  
May 20, 2003**

**100% COUNTERMEASURE for 'Targets of Electronic Harassment  
by Leslie Oliver**

This technique will allow the electronic waves to pass through the body. Now that Patriot II has been passed by the House... there is little time left before dissent is illegal and the 'free' Internet disappears which may leave alternative information inaccessible. I believe that the tide towards government dominance is karmic and perhaps unstoppable until certain events have transpired. For this reason, I feel called to post information while it is still possible to do so, which if used properly is invaluable in putting a stop to the misery being inflicted by invisible electronic waves on targeted individuals.

However I will warn you although I have submitted this information in the past --it has only occasionally been taken seriously. Yet this is the only 100% effective countermeasure to electronic harassment that I know of.

The Countermeasure is Meditation. But it is not so simple. Meditation needs to deepen.

Upon reaching my body, electronic waves slam forcefully into a 'solid barrier' of matter which is what creates the pain. Emotions like fear and anger or any other type of agitation makes a person more 'solid'. However, when I am in a relaxed, unfearful and meditative frame of mind, I am less solid, lighter and more open. Thus, rather than my body forming an obstacle waiting to be hit, the meditative state allows the electronic waves to pass THROUGH my body without harm. In fact, it can even energize me.

Anyone who advises a person to become more fearful or to get angry and fight it directly in the face of this barrage of pain and disorientation either does not know what he is talking about or is a Government PERP set up to feed dis-information. The deeper I go inward into meditation and inner stillness the faster I lose my 'fear' of being swallowed up by this onslaught of violence. Without agitation of any kind, the electronic waves

literally PASS through me. These waves will be initiated by the perpetrators again... but with relaxation, they will have little or no effect. It will also serve to help me to focus on my own life instead of putting my energy into them.

This same relaxation or 'meditative state' needs to be drawn upon while active during the day. It is possible if one practices. I have been meditating for many years but I did not know that this technique was the necessary antidote. Last year, I called Mike Rupperts office and spoke with a woman, Cynthia who told me that the electronic harassment was connected to HAARP and it was based on VIBRATION. When you meditate, your VIBRATION changes.

Specifically, I found the Tibetan Buddhist practice of 'CHOD' which teaches how to not directly confront negative forces -- to be a life-saving antidote for harassment and any other type of destructive event. Tibetan Buddhism and Zen Buddhism are NOT religions -- they are ancient, time-tested practices and techniques of meditation which can be applied whether a person is Christian, Jewish, Moslem, etc.

I also recommend the book "TRANSFORMING THE HEART: THE BUDDHIST WAY TO JOY AND COURAGE" by Geshe Jampa Tegchok . This book discusses the need to give-up fearful 'grasping' of ones life and to rely on intelligent contemplation as a means of calming strong negative reactions which are unleashed in the face of real danger and violent harassment. New techniques of electronic and invisible torture may be applied by the shadow government in the future and relaxation is the only way to face the attacks so as not to panic and lose complete control of my senses. 12-Steps is another technique that some have successfully tried.

Another more abstract concept is ... the ILLUSION of what they are doing. It is not real. It is only real in that I AGREE to its existence and so it has an effect on my body. In this way I unconsciously allow it and it becomes real. If I refuse to believe in it... the harassment dies down. This concept is subtle and it may take time to understand.

It would be best to confer one-on-one with a knowledgeable practitioner in any of the AUTHENTIC meditation techniques (Zen Buddhism and Tibetan Buddhism are two such examples), so a deeper relaxation is found and individual questions can be answered directly.

If one truly believes in a Higher Force... then one must have enough real Faith to ACTIVELY explore this as a way out. What is happening in the world is not only technological but spiritual. It is only a relative few in power who are continuing this dying concept of 'dominance over others' and they do this because they are themselves depraved. For this reason, one must have the Faith to just try meditation in the face of harassment. Instead of filling my mind only with information about what the hi-tech equipment does, which I cannot change at present, the way to immediate freedom is to change MY view of their harassment. The only real control I have is over my SELF. I cannot change THEM. I can change HOW I view the harassment and this view WILL CHANGE its effect on me. Essentially it is 'mind over matter'. AND IT WORKS!

'THEY' DON'T WANT YOU TO HAVE THIS INFORMATION.

As far as I know meditation is the only way out And the deeper my relaxation becomes, the more it will transform all other areas of my daily life as well. Learning how to 'look inward' first, as a way to solve problems instead of trying to manipulate people and events outside of myself, is the first step towards a harmonious inner and outer life...even in the face of high-technology. And apparently we are now being challenged to view ourselves and the world through more intelligent eyes. These are the eyes of compassion, understanding and love. Meditation is a 'win-win' undertaking on all counts.

#### ARTICLE:

MIND CONTROL IN THE UK AND THE US  
by Tim Rifat BSc BEd.

> From an article in The Truth Campaign Magazine Spring 99

Torture is alive and well in the UK and the US. The UK's secret police M15 and the US CIA, regularly use Non-Lethal Weapons on any dissidents. Since both have a well-documented history of hating they naturally took to spying on, and discrediting, any group or person who did not follow their rabid right wing dogma.

Margaret Thatcher, as a trained scientist, would have been well aware of the usefulness of microwave weapons in the UK. They are impossible to detect unless you have a detector, dissidents have no idea these weapons exist and best of all, they are totally deniable. The resources the UK and the US has put into these fearsome, so-called 'non-lethal' weapons, is extensive. UK & US intelligence runs a fleet of microwave-weapon-carrying vans, as well as portable microwave weapons that can be deployed near the dissident's home. The vast expense is disguised as communications equipment like AOL TIME/WARNER CABLE, for as we all know, microwave telephone communication is all the rage in our modern world. My research shows that the microwave telephone network also has the potential to be used as a major mind control weapon system to control the behaviour of the microwave phone users.

The UK and US secret, or shadow governments, has at their disposal a fearsome array of mind control weapons. In fact they kill you slowly by causing nerve damage, cancers, mental collapse leading to suicides or tissue failure such as heart attacks due to the cooking effect of the microwaves.

Precisely modulated microwave radiation is used to influence brain function. Human behaviour and reactions can be entirely controlled by using pulse modulated microwave EM radiation. Pulse modulated microwaves are useful as the carrier for the mind control signals as they are able to pass through the skull, which is rather resistant to low level EM. The massive number of microwave antennae that dot the country, some of which are used for the microwave phone network, all use pulse modulated microwaves, which makes their use for a strategic mind control device against the civilian population crucial to modifying the behaviour of the general population.

In modern democracies it is no longer viable to shoot rioters, or torture

dissidents by normal means, as the bad publicity is self defeating. Thus, microwave weapons have been developed by the UK's & US intelligence as they leave no marks, or gaping wounds. This pulse modulated microwave carrier beam can then be used to carry signals. These signals are extremely low frequency recordings of brain electrical potentials, which have been recorded by neuro-medical researchers such as Dr Ross Adey's. Dr Ross Adey's research at the Brain Research Institute of the University of California, was funded by the CIA.

It was found that when microwaves were used to fire these signals at victims' brains, they experienced the moods, behaviour, and the pathological states, carried by the signals. This meant that by mimicking natural brain frequencies, the human brain could be controlled remotely by use of extremely low frequency broadcast carried by pulse modulated microwave beams (ELF pulse modulated microwave remote mind control technology)

It is now possible to broadcast mind control commands directly into the brain by use of microwave beams. All that is needed is a catalogue of every specific brain frequency for each - mood, action and thought. These catalogues of excitation potentials are available from Russian neuro-medical research institutes, so anyone with enough cash can have the same technology at their disposal.

Particular excitation potential, is then broadcast by pulse modulated microwave transmitter. This pulse modulated microwave beam has the ELF excitation potential frequency imprinted upon it. It was found that each behavioural set in humans has a distinctive frequency. There was one for anger, suicide, hysteria, trauma, serial killing, paranoia, lust, etc. Intelligence operatives in the UK regularly park microwave transmitters outside targets' houses and beam specific mood inducing excitation potentials at the victims. To aid them they have sophisticated millimetre wave scanners to look through the victims walls, so they can see the targets in their homes. Pulse modulated microwaves are directed at their victims' brains, while other people in their homes are oblivious of what is going on.

These microwave weapons were developed allegedly at Marconi.



When firing microwave beams through walls at one target, every material in the way of the beam attenuates or modifies the intensity and frequency of the beam. Since precise frequencies and intensities are needed for mind control, very sophisticated microwave arrays and computer programmes had to be developed so that the microwave beam could be changed in response to the materials which lay between the target and the weapon, as the victim moved around his house. To do this, the reflectivity and refractivity of the materials had to be analysed in real-time and fed to a computer which could change the microwave array in concert with the changing environment between victim and weapon. There also had to be an automatic interrupter if another person walked in front of the beam. The victim needed to be driven mad or disabled, without anyone else being aware that they were being targeted. The technology for this was very complex but eventually it was perfected.

Twenty-five or more scientists and military personnel associated with the Marconi project then died in mysterious circumstances. Intelligence regularly kill people as it is clearly the best way to keep them quiet. For if it were made public the scandal would bring down the government.

By the mid to late eighties, all the problems had been ironed out and these new smart microwave weapons were deployed on US & the UK's streets.

It is alleged that by this method, UFO and conspiracy researchers, are routinely driven to commit suicide. Having the excitation potential for suicide beamed into your brain day and night by microwave mind control weapons, soon resets the brain into a cycle of depression that spirals out of control ending in suicide. Many intelligence and technical officers in the UK, who have spilled the beans, or could be a potential leak, are driven to commit suicide by the special mind control teams. If you look at the long list of UK military and intelligence experts who inexplicably commit suicide, one can see an underlying mind control logic that drives them to kill themselves.

It was found that the effect of the microwave beams could be greatly enhanced by external reinforcement. Intelligence community personnel destroy the target's property, ruin their financial affairs spread vicious rumour, make sexual peccadilloes public knowledge - such as wearing women's underwear, while checking oneself - with an orange in one's mouth.

Intelligence chiefs are now in seventh heaven, if some one becomes a problem they get the 'suicide mind control team' parked outside their house. Within weeks, the victim kills himself. This is very phasing to the intelligence mandarins, as suicides are easy to explain away - even if the victim was a highly placed politician or military man.

Or if the military intelligence agency does not wish you to commit suicide, they can drive you mad.

Discrediting well known people who are causing problems for the shadowy elite, by driving them mad, seems to be standard operating procedure for the intelligence community. Victims are subject to pulse modulated microwaves which carry different types of madness and behavioural abbreviations, encoded as ELF excitation potentials. This makes the troublesome high profile person, display manic or insane behaviour that discredits them. Examples of this technique are allegedly: David Icke, Fergie, Princess Diana...

Public humiliation is the finest weapon the authorities have to make harmless a potential well known figure, who is making trouble.

If the VIP needs to be made temporarily ill, microwave beams containing the signal the brain gives off during a vicious bout of flu can be fired at the victim. This causes the target to display all the symptoms of flu, even though they have not caught the virus.

The intelligence agents can also use low level microwaves to cause mental and physical confusion that leads to illness. Beaming microwaves at victims makes them fatigued, damages their immune system, causes neurological damage that effects their thinking and ability to carry out tasks, induces premature ageing, cancer and cataracts.

Organisations that irritate the authorities have their building turned into a hot spot by microwave transmitters, so the staff all suffer sick building syndrome caused by microwave damage. Or the staff of the target organisation have their behaviour changed to cause discord. UFO Reality a leading UFO and conspiracy magazine have complained of mysterious health problems, while another new age group complained of eye damage, nausea and headaches brought on when ever they had a meeting, which may have been caused by microwaves. Heating the victim to death by microwave cooking is caused by increasing the field intensity of the radiation, to cause local hotspots in the victims eyes and gall bladder, which have poor circulation, so cannot carry away the heat. Irradiating the optic nerve of the victim with the same signal that is sent to the brain by this nerve, causes the nerve tissue to overload. This way, subversives can be blinded by the intelligence community without them knowing what has occurred.

Neurological research found the brain to have specific frequencies for each voluntary movement called preparatory sets. By firing at your chest with a microwave beam containing the ELF signals given off by the heart, this organ can be put into a chaotic state, the so-called heart attack. In this way, high profile leaders of political parties who are prone to heart attacks can be killed off before they cause any trouble.

Paralysis can be induced in the target by use of this method of broadcasting preparatory sets encoded on microwave beams. A pulse modulated microwave beam, carrying an ELF signal, which is identical to the one in the motor neurone centre of the brain, is used to jam the victims motor co-ordination. This is analogous to radar jamming, using a more powerful signal at the same frequency to swamp out the enemies radar. Motor neurone preparatory set potentials are jammed by a bigger signal carried by a microwave carrier beam, that literally overloads the brain, so it cannot control the body. Pulse modulated microwave weapons which broadcast the ELF preparatory sets of the motor cortex of the victim, will paralyse the victim without killing them. This technique can be used to abduct people for secret government mind control experiments, under the guise of alien abduction. A microwave beam of this nature will paralyse

the victim, so they can be bundled into a black helicopter and airlifted away for experimentation.

Once the procedure is complete, hypnosis can be used to plant false memories of alien abduction . In this way, real alien abductions can be used by the authorities to enable them to obtain a limitless supply of guinea pigs for their mind control experiments. Real memories of government involvement are erased electronically. This technique clears all short-term memories from the victims consciousness by broadcasting microwave beams at the target which carry the signals used for memory retention.

The latest advance in electronic mind control were discussed in my previous articles in Nexus, but for those who missed the ESP of Espionage, this equipment uses special types of microwave beams called MASERs. These are the laser equivalent of microwave beams.

These MASER beams have been used to develop something called synthetic telepathy. This is the ability to read people's minds from a distance. Electronic scanning of victims' brains by monitoring the electromagnetic (EM) emissions from peoples brains and using amongst other things, the brain waves (as measured on an EEG), to read the victim's subvocalised thoughts.

Head of US Special Forces Major-General Schaknow, talked about synthetic telepathy during a lecture in July 1992 at Fort Bragg North Carolina. The US military is hard at work perfecting synthetic telepathy. In synthetic telepathy, the weak electromagnetic signals in the brain associated with subvocalised thought, are connected to a computer by use of electrodes, or in more advanced mechanisms by MASER beams. Sophisticated computer systems have learnt to read the subvocalised thoughts in the brain, by associating a specific brain exciting potential, with a particular word. In this case, only one specific language can be decoded, as each word in a language has a specific set of frequencies that must be discovered. Once the donkey work of finding the specific frequencies for all the words in a language has been programmed into a super computer, which can carry out massive parallel processing, fuzzy logic software is used to match this with real world excitation potential associated with subvocalised thought obtained

from thousands of abductees, who are used to calibrate the synthetic telepathy devices.

New technology, involving low frequency microwaves and RF, has enabled devices to be built which can scan through walls and look inside peoples' bodies like X-rays. This enables security personnel to see a target in his own home and to track him throughout the house. Further to this, being able to see inside the victim's head, would allow computer controlled targeting of specific brain centres in the victim's brain, even when he was walking around the house. A scan of the specific brain emissions given off when the victim subvocalises using an array AF pulsed frequency MASERS fired at the specific brain centres of the subversive, while he resides in his own home, enables the victim to be scanned. By finding an array of ELF pulse modulated MASERS, which scan up and down the window of frequency emissions given off by subvocalised thought, interference effects can be measured in the MASER beam.

A simplistic version of this would be the LASER beam shone at the window of the person that is being bugged. The vibrations in the window cause modulations in the LASER that can be converted into electrical signals and hence into sound. In this way the subvocalised thoughts in the victim's brain can be read. Having already built up a library of excitation potential signatures for differing words and groupings of words, a sophisticated computer can begin to decode the emission signatures into word streams. In this way the subvocalised thoughts of the victim can be stored in the memory of a supercomputer and analysed to give a read out of what the target is thinking.

Using ELF audiograms carried by a single pulse-modulated Maser, subvocalised thoughts can be placed in the victim's brain. This enables UK & US synthetic telepathy operators the ability to enter into conversations with the subversive to drive him mad or to bring up key words which will get the victim thinking about the information they wish to find. Visual cortex excitation potentials can also be broadcast into the victim's brain so that illusory images can be projected into their brain to drive them mad, or to programme them to commit suicide.

My research has led me to uncover a truly nation-wide mind control weapon

system.

The most insidious aspect of this, is that the entire mobile phone network could easily be used to control the behaviour of the phone users. By use of my microwave detector, have found that mobile phones of the newer type, give off a pulse modulated microwave signal of around 0.75m W/cm<sup>2</sup> at the ear piece.

This may be coincidence, but it is exactly the intensity required for behavioural control as found by Dr Ross Adey, the pioneer of microwave mind control.

So in theory, an ELF signal could be added to the microwave network to feed a precise behavioural pattern into every mobile phone user in the UK. If there were widespread riots, the ability to broadcast behavioural stimuli to mollify all the mobile phone users in the country would prove useful.

Since mobile phone users are generally middle class, it means authority has a useful method of controlling the behaviour of the key voters.

The numerous microwave detectors that were cheaply available to check leakage from microwave ovens are no longer made by any company in the country. It seems the UK authorities do not want the population to be able to detect when they are being microwaved. In conclusion, it can be seen that the UK intelligence and police, have a dizzy array of high-tech mind control devices. They regularly target their own populations and thousands of people are made ill by microwave weapons.

With over \$1 billion of tax payers money going to the intelligence communities in Britain and the US, it is a certainty that both countries will continue to be the centre of Soviet style psychotronic torture and

mind control equipment well into the 21st century.

**Natural Medicine for The Times, Dr. Gwen Scott, N.D.**

May 22, 2003

**Natural Medicine for The Times****Dr. Gwen Scott, N.D.**

A brief introduction. I am a naturopathic doctor, meaning I seek natural remedies for body wellness. I received my degree from Clayton College of Natural Health. I am also an herbalist. For the past five years I have written a natural health column in a New Mexico magazine, Prime Time. For three years I presented natural health reports on the CBS station in Albuquerque. I have been in private practice for five years. I have studied natural medicine for over thirty years informally with Native American medicine men and women, Spanish curanderos and curanderas, African American healers, and just about anybody who had knowledge and would share it. Although I made my living in other fields, it was always a passion and as with any passion, I have read hundreds of books. Perhaps my best teachers have been my clients and the feedback they have generously shared.

As many of you know, some states license naturopathic doctors. However, most don't. So, by law, I cannot diagnose or prescribe. I can educate and inform using current research, formal and informal education and life experience. This is what I hope to do here.

It is very important that you understand that I am sharing general information and not prescribing. If you choose to incorporate ANY of this information into your health care regimen you must tell your health care practitioner. If you are on ANY medications, either prescription or over-the-counter, it is critical that you not only tell your health care practitioner but your pharmacist about any new additions you make. Even a simple vitamin or mineral can contraindicate with certain drugs and cause harm. Again, take this information to your health care practitioner and discuss any changes before making them. I stress this, not only because of the laws, but it has been my experience that people who self-medicate without guidance can sometimes do more harm than good.

**First Things First**

I know you have heard it, but believe it. Food is your remedy, your remedy is food. That's a quote from Hippocrates and it still holds true today. I recently read the average American consumes 150-pounds of chemicals in his/her diet every year. That's an astounding amount of work for our immune system, filtration systems (liver, kidney, bladder, etc.) to handle. Many of these additives and preservatives are toxic. All treated fats, we know through current research, are harmful to the body. So, begin by eating the most pure, whole foods you can find. Look for a local health food store and start shopping. Free range meats, if you eat meat, are the healthiest because they aren't treated with hormones, antibiotics, etc. They tend to have a more humane life as well. Olive oil, as shown in research, does wonders for many parts of the body. Most health practitioners agree that real butter is far better for us than any of the substitutes.

If you are drinking diet anything, stop. A great deal of research is available on the hazards of chemical sweeteners. You can look up Aspartame on the Internet and decide for yourself. Most health stores carry healthy alternatives for people who need to avoid sugars. For those who don't have blood sugar problems, regional raw honey is a good alternative to refined sugar.

Remembering we are essentially a small ocean, about 70-75-per-cent water, good bottled water is a great choice of beverage. Fruit and vegetable juices are excellent sources of vitamins and minerals.



Sodas between meals are less harmful as calcium and phosphorous share the same absorption sites. If you drink a soda with the calcium in your meal, the calcium may not be absorbed.

Herbal teas are wonderful, healthy beverages.

There is a great deal of research being done on the nutritional value of organic foods vs. conventionally grown foods. It is not surprising that most organic foods seem to be much richer in vitamins and minerals than the chemically grown variety. Taste alone will indicate this. I personally eat organic foods and feel that it does good work for my body. If your goal is to strengthen and support whole body health, this is something to be considered.

For many, these insights will be old hat. For others, news.

### Vitamin and Mineral Supplements

It is difficult to find total agreement on whether we should supplement our nutrients if we eat well. I, for one, like to ensure that my body system has all of the tools it needs to heal, detoxify, and rebuild. I take a liquid multi-vitamin and mineral everyday. I buy a good brand at the local health store. As a naturopath, I like nutrients from natural source vs. the lab. I also like liquids because they are more bio-available, meaning ready to be absorbed. If you can't find a good liquid, capsules are the second best for breaking down in the stomach. Some will argue that there are tablets that are easily broken down. Maybe so.

During these times, I also supplement in extra Vitamin C. We know through research that they should contain some bioflavonoids for good absorption. Consult with your health care practitioner about amounts.

Some of my colleagues take a full-spectrum anti-oxidant supplement as well as their multi-vitamin and mineral. I personally add those in when I begin to feel "punk." Again, talk with a professional to work out what's best for you.

There are some herbs that seem beneficial during these times. I like to take ginger root everyday. It helps with the nausea and keeps blood running thin. However, if you are on any blood thinning medications, NEVER take ginger root as you risk getting your blood too thin and unable to clot.

I take Flaxseed Oil everyday as it is a wonderful source of essential fatty acids. Flax Oil is very helpful to the body and especially important for brain function. I am told by a research doctor who specializes in heavy metals that if you have enough essential fatty acids in your body, your brain can push aluminum out of the brain and into the hair. It comes in a liquid form which can be bitter to some people so they prefer the capsules. ALWAYS keep Flax Oil in the refrigerator.

Noni juice is part of my morning regimen. When I was studying medicine in Maui with a Kahuna, he told me his grandmother used Noni for everything...cuts, stomach aches, sore muscles, etc. Modern laboratory research tells us that Noni is rich in anti-oxidants and may detox the liver. Perhaps that is why so many people report so many different results to me. We know that the health of the liver is critical to whole body health. I will say the pure Noni I experienced in Maui is a far cry from the bottled variety available to most of us here in the mainland. Even so, I feel a positive difference when I drink my morning Noni. A caution: if Noni does detox the liver, anyone on medications should avoid it as it may take them right out of your system. Also, the bottled Noni has lots of fruit juices, so anyone on a restricted sugar diet needs to talk with their health care practitioner before using it.

For years now I have supplemented natural Vitamin E into my regimen. It has done wonders and I won't stop now. You can tell if it is natural Vitamin E if it lists the source as d-alpha. If it says dl-alpha, then it was made in a lab. I keep mine in the refrigerator.

### Detoxification

Whenever our bodies are being insulted by toxins, one of the best things we can do is to help it detoxify quickly and effectively.

There is a tea called Yogi Detox Tea that many of my friends and clients have used. It is designed to clear the liver, kidneys, bladder, etc., or the filtration systems, in our bodies. It has many powerful herbs that seem to do the trick. However, if you can't find this brand, most health stores have teas designed to detoxify. Again, if you are on meds, be aware it is likely to take these right out of your body as well. Talk to your health care practitioner about a way to keep the medicines and tea apart so that you can safely use this method.

Heavy metals are one of the hardest elements to detox from the body. However, there are some who have used Food Grade diatomaceous earth with good results. I am told by my friend who is a research doctor and specializes in heavy metal detox that he has used this with great success in getting nickel and other heavy metals from his body. You can reach Dr. Galen Knight at "<http://www.VitaleTherapeutics.org/>". He is a specialist in heavy metal detox and can give you his data.

### Respiratory Ailments

Without a doubt, the most frequent and intense health problem I am seeing in these times is respiratory distress. Starting with the sinuses and moving into the deepest part of the lungs, many people are suffering. Here are the best natural medicines that I personally have tried with success as well as my family, friends, and clients.

#### Sinus infections

By far, without contest, the best natural remedy I have found for sinus infections is Colloidal Silver, 10ppm. It can be found in most health stores and is in a nasal spray applicator. Colloidal silver is an old medicine that is being confirmed by modern research. Apparently, the tiny (ppm=parts per million) particles of silver attach themselves to bacteria and kill them rather quickly. At the first sign of a sinus problem I spray each nostril three times with the Colloidal Silver. One application usually works for me. Others report that if the infection is chronic, it takes a few more doses. Some important information: most agree, this spray should only be used when there are symptoms, not as a curative. Silver is a heavy metal and can accumulate in the body causing harm so it is used only when a problem shows up. It does have a long shelf life and should be stored in a cool, dark place. Talk to your health care practitioner and get more information before deciding if this is a good remedy for you.

#### Coughs and Lung infections

Years ago when I was studying with a Native American medicine man I got a very bad, deep lung infection and cough. He told me to get Tea Tree Oil and some distilled water. He told me to put two drops of the tea tree in a mug and pour rapidly boiling water over the drops until it reached the top of the mug. I stood next to the kitchen sink and sniffed, then deeply inhaled the steam. I kept at it until all of the steam was dissipated. He told me NEVER to drink the tea tree, so I poured it down the sink. He told me to do this twice a day until my lungs were clear. It worked so well that I have used this remedy and

passed it on to hundreds who have reported good results. Years later I was reading a research paper from Australia (home of the tea tree) which explained its effectiveness. Apparently tea tree has anti-viral, anti-bacterial, anti-fungal and anti-parasitical properties. Never take tea tree internally as it is toxic when ingested.

Recently a fellow naturopath told me she had severe bronchitis. She just couldn't get the infection out of there. She says she took Colloidal Silver, 30ppm, for five days and it was gone. It is widely held that Colloidal Silver should never be taken for longer than 10-days as silver poisoning may result. Now, I have heard many stories like hers, but haven't needed this remedy myself. However, recent research indicates that Collodial Silver is effective against over 600-bacterias. However, some in my field don't like the idea of ingesting any heavy metals, even if they are extremely small amounts. So, there is another good natural anti-biotic that was discovered by the Pasteur Institute in France. They spent years testing natural sources looking for a reliable, effective anti-biotic and came up with grapefruit seed extract. Capsules are what most people take as the liquid is very, very bitter. CAUTION: many of the current heart medications contraindicate with grapefruit. As always, please talk to your health care practitioner before using anything new.

I personally installed a good Hepa air filter in my bedroom that runs 24-7. Yes, my electric bill has gone up, but I noticed a significant difference in my lung health.

Recently on THE TODAY SHOW a respiratory specialist who has written a book about the "alarming" rise in respiratory disease and resulting mortality rates recommended exercising indoors. I used to walk a brisk mile or two every morning around the mesa. Now I have a tape I use in my home to get my daily exercise. I think the doctor on the TODAY SHOW was on the right track.

Many of my friends, self included, have taken to wearing masks outdoors. Yes, it looks a little funny, but I feel so much better. When asked, I say it helps with my allergies...and I am allergic to the air these days.

Buy your household cleaners at the health store. Most commercial cleaners, especially glass, tile, etc. are really hard on the lungs. Some of the chemicals used in home cleaners are actually forbidden to be used in warfare, so go for the more natural, safe products.

I don't drive with my windows down anymore. It used to be one of my favorite things to do, but about 4-years ago I found the air wasn't invigorating me anymore...quite the opposite.

Keeping our respiratory system moist is always a good thing. Many remember Grandmother putting them in the bathroom with a hot shower running when they had a cold. The respiratory system needs moisture to work effectively and it is simple to do. Put your head over a pot of boiling water and inhale the steam. I like to use distilled water as it is clean. Another thing that seems to help is irrigating the sinus cavities. In most stores there is a baby section. You can find a little blue bulb used to extract mucus from the nose. If you fill it with distilled water, a SMALL pinch of sea salt and squeeze the bulb into one nostril, holding the other closed, it does a good job of washing out the sinus cavities. Repeat in the other nostril. I like to do this at least once a day at the bathroom sink. It seems to help rinse out whatever accumulated during the day.

**Blood Clotting:**

Another rising syndrome is blood clotting too quickly. One of the things that traditional Chinese doctors and Eastern Indian medical people have used for centuries to prevent blood clots is ginger root. I am told by a physicist that Al ions when combined with Mg ions can cause blood clots. Although I personally

have not had that problem, I take ginger root in capsule form every day.

The herb ginko biloba has been shown in trials to prevent platelet aggregation. Recent research has indicated that ginko has helped people with memory problems. Perhaps this is because it thins the blood and allows more free flow to the brain. Caution: if you are taking any pharmaceutical blood thinners, DO NOT take ginger root or ginko biloba. If you believe for any reason your blood is clotting too readily see a health care practitioner immediately as blood clots can be fatal.

### Memory Loss

It isn't just old folks having "senior" moments. Nearly everyone I know says that they are having real memory problems. I noticed this myself starting about the four years ago. Suddenly I couldn't spell a certain word, or forgot an appointment, couldn't remember what I had gone to a room to retrieve, etc. This was extremely disturbing to me as I have always had an excellent memory. Then I began to get the calls from friends, clients, family expressing the same concern, that they just weren't thinking clearly. They said they couldn't remember the easiest of things and I began to get to work on what medicines might help. I was experiencing and hearing that it was mostly short term memory problems.

The first thing I did was incorporate Flax seed Oil in my daily regimen. And I kept upping the dosage until I began to see a difference. Again, work this out with your health care practitioner if you decide to use Flax.

Knowing that the B Vitamins were critical to brain function, I began to supplement in extra B's. I found a product called Emer'gen-C that is a powder that you mix with water that has all of the B's. This also helped. Be sure to use good, pure bottled water with Emer'gen-C. Most health stores carry this product.

Wearing my mask helped as did the air filter. However, I am still struggling with occasional memory problems and can only mitigate.

Some report the herb Ginko Biloba is helping. It is an old Chinese remedy and seems to help many. In essence, it thins the blood allowing more to get to the brain. Again, if you are on blood thinners, DO NOT take this herb as your blood may not clot properly. Always buy your herbs from a good, reputable health store as many of the "drugstore" variety have questionable value. An herb, which is a plant, must be grown correctly, harvested correctly and processed correctly. Many of the cheaper brands don't meet this standard. I have always had good luck with Nature's Way.

Amino acids are important for all brain function. The way I like to get mine is with Bragg's Amino Acids. Most health stores carry this brand. It is a liquid and tastes like soy sauce. It's great on potatoes and rice and is much cheaper than buying the aminos in capsule form. As a liquid it is bio-available.

"Exercise" your brain. Like any body part, the more you use it, the stronger it becomes. I recently saw a memory specialist on a talk show saying the same thing...people who put their memory to the test had better memories than those who were lazy about it.

### Loss of Energy

We know from Mr. Carnicom that our oxygen supply is being displaced and this spells trouble for ALL body functions. Every cell in our body needs oxygen and we are dangerously low, especially those of us at higher altitudes.

Nearly everyday I get someone telling me that they are so tired, without energy. Many say “I feel so old.” My muscles ache, I can’t get enough sleep, I just drag through the day waiting to fall into bed. This is not good.

This complaint has sky-rocketed in the past four years and loss of oxygen is, in my opinion, the biggest culprit. However, we are learning that many heavy metals are coming into our systems, taxing the immune system and poisoning the whole body. We talked about detoxifying earlier and getting oxygen into the body is tricky at best. Clearly those at sea level have an advantage. I have many clients who found “liquid oxygen” at the health store and say it helps. My neighbor asked his doctor to put him on a tank while he is sleeping and he is doing much better. For most of us, I guess the answer is we need to be proactive in getting a public discussion about our air supply. If we don’t ask for a change, it won’t be coming.

Going back to the beginning, eating good food and getting all of the right vitamins and minerals will help our bodies. Detoxing will help as we expend more energy detoxifying than any other bodily function.

I find sitting quietly, some would call meditating, very helpful in directing my thoughts-body into a stronger position.

As I've said to anyone who asks, the best solution is to get rid of the problem. I can help to mitigate, not eliminate these health concerns.

### Gastrointestinal Distress

This is another health issue that has increased dramatically in the past four to five years. People who eat a poor diet are suffering more than ever so clean up your eating habits. This is the first step.

Secondly, if you are getting excess acid, there is a product in the health store called DGL that many say really helps. It is basically licorice root that has been modified. There is a constituent in licorice root that some believe can cause high blood pressure. DGL is licorice root without that element.

Another remedy that I have used and is really helpful for nausea and general stomach distress is food grade diatomaceous earth which I discussed earlier.

I have used pro-biotic bacterial replacement with some good results, in myself and others. Most health stores have these in full spectrum formulas as just acidophilus may not do the trick. For anyone not familiar, these are the good bacteria in the digestive track that help us break down and absorb our nutrients. They are especially valuable after anti-biotic treatments, natural or pharmaceutical.

Most health stores carry digestive enzyme replacement capsules. Solaray makes one called Super Digestaway and many say this helps with their discomfort and distress. Enzymes are very delicate and are easily destroyed in cooking, processing, and toxic assault. They play a critical role in breaking down our foods and making them available as nutrients. Most Americans today, we know through research, are deplete in digestive enzymes.

Many, many people are complaining of nausea, self included. I have found that if I eat small amounts of food at the onset of the nausea it is very helpful. Children have this problem quite a bit these days. One little boy who was brought to me by his mother said if he just ate a little bit at night he didn’t want to “throw up.” His mother was confused.

Another child, about 7-years-old" told me it felt like a dragon was getting into his stomach and killing him, but if he ate peanut butter crackers, it killed the dragon.

### Clogged Lymphatic System

Because of all of the toxic insults to our bodies these days, it is critical to keep the lymphatic system open and running.

Briefly, the lymphatic system is responsible for gathering and clearing toxins from the body. It is essentially one long railroad track running through the body, stopping at "stations" to pick up debris. If it becomes clogged and overloaded, we get lumps, cysts, sore, swollen areas. Many are complaining of soreness and swelling under their ears and chins. This makes sense because these are the primary lymph glands that gather up toxins coming into our eyes, nose, and mouth.

Unlike blood which is pumped through the body by the heart, the lymphatic system must be moved, either through exercise or manual manipulation. Gently stroking the swollen area often helps.

Here are helpful ways to improve lymph drainage:

- \* Get all of the additives, preservatives, etc. out of the diet.
- \* Drink lots of water, juices and herbal teas as they help detox the lymphs.
- \* Get a good massage from a practitioner who focuses on the lymphatic.

System...drink lots of water after the massage to wash the debris out.

\* There is a good herbal combination called Lymphatonic by Herbs, Etc.who are based in Sante Fe,( 1-888-433-1212 or "<http://www.herbsetc.com/>" for The distributor in your area)... ask your health care practitioner if he/she thinks this therapy will help you.

\* All tight clothing restricts the flow of the lymphatic system...it takes very little pressure to completely shut the system down....bras are especially bad because they shut down the system right under the chest which clears toxins from the breast and lungs...If you must wear a bra, make sure the pressure is over the ribs, not directly under the breasts...sports bras usually work well.

- \* Vitamin E often helps with cysts which may indicate a blocked lymph area.
- \* Simply jumping up and down helps to move the lymphatic system.

### Depression and Anger

I don't think the word "epidemic" is too strong for the number of people telling me they are depressed. Depression has many sources and it is important to talk with a professional about this problem. However, if it is mild and occasional, there are some natural remedies that seem to help.

- \* Pure, whole foods...avoid all chemicals in the diet.
- \* A good, multi-vitamin and mineral...current research is linking nutritional deficiencies with depression.



\* The herb St. John's Wort is used world-wide for mild depression..in fact, it is the number one prescribed medicine in Germany for this condition. Research indicates that most people need at least 950-mg per day for it to be effective. Talk to your health care practitioner to decide if this is right for you.

\* Essential fatty acids seem to play a role...Flax Seed Oil is a good source.

\* Potatoes Not Prozac is a book about depression that has good information.

Anger is, in many ways, depression turned outwards. Obviously, there can be many, many reasons for anger. However, it seems in the past four years it is becoming a real societal problem. Road rage, spousal abuse, etc. are quite common. First we need to get control of it if we can. If not, see a professional trained to get to the root cause and to help you to re-program yourself.

For mild, occasional anger, I have found the herb Kava Kava to be very helpful. It comes from the Pacific Islands and has been used for hundreds of years. I was surprised by a report recently that said Kava Kava harmed the liver. However, with further investigation it was determined that the wrong parts of the herb, or plant, were used in processing. This is why it is so important to buy your herbs from a reputable company from the health store.

I find the extract the most effective and best to use because it can be put under the tongue when needed and absorbed into the blood stream quickly.

I have a client who said he was fine until he talked to his ex-wife on the phone. He said he just couldn't control his anger. So, he decided to try the Kava and put the extra next to the phone. When she called he put about 30-drops under his tongue and asked her to hold on a minute. He reported to me that he still has anger, but he can control it and have a productive conversation with her.

### Night Sweats

I have always had women in menopause complaining about night sweats. but in the past four years I am getting men, teens, and the unexpected client with this problem.

Reading Mr. Carnicom's data, I noticed barium. Interestingly, barium was once used to make people detox through sweating. When it was determined to be very toxic to the body, that practice was stopped.

Personally, after I began using the diatomaceous earth, most of my sweats went away. Dr. Knight says the earth has a charge that attracts metals and carries them out of the body. For my part, I must rely on the scientists and research doctors to ferret out the data, but I do know that many of the people who are taking the diatomaceous earth report no more night sweats.

\*\*\*As night sweats can often signal a larger health concern, it is important to report it to your health care practitioner.

I also think eating potassium rich foods will help if barium is the culprit. We know in medicine that potassium is the antidote to barium poisoning. I try to eat organic bananas, lots of potassium rich fruits and vegetables, fish and free range meats.

Since barium knocks potassium out of the body, this is a big concern. Potassium is critical to heart, muscle, and nerve function and too little potassium can be fatal.

I mentioned a powder before called Emer'gen-C and it is very high in potassium. A CAUTION: most people are able to eliminate excess potassium very easily, however, some people have a condition in their kidneys that interrupts potassium metabolism. Too much potassium can be fatal for these people so it is very important to talk with your health care practitioner before supplementing in extra potassium.

## Colds and Flu

In the past four years I have had more people complaining of colds and flus than in the past 20-years. And, these health problems seem to go on all year round instead of the normal winter season. The same is true for "allergies."

When ever I get the slightest first sign of a cold or flu, I find the following very helpful, as have clients, friends, and family.

\*Increase my Vitamin C.

\* Spray my nose with colloidal silver 10 ppm until my symptoms disappear...usually about one-to-two days...remember, colloidal silver should not be taken for longer than 10-days.

\* Make a soup with distilled water, carrots, onions, garlic, celery, parsley, sea salt, pinch of cayenne pepper and free range chicken drumsticks. I cook the drumsticks in boiling, then simmering water for about 35-45 minutes...remove them and take the meat off. I add the meat back into the same water, then add the vegetables, salt and cayenne. This is then boiled, then simmered for another 30-minutes. You will not believe how much better you will feel with this simple soup. Always try to use organic vegetables.

\* Sambucol is actually the extract from the Elderberry. Research shows it really goes after virus which are the normal cause of colds and flu. I start taking it (read the label) right away when I feel a cold or flu coming on.

\* Recent research is showing that the Chinese mushrooms, reishi, shiitake, Maitake have anti-viral properties...you can find these in most health stores. I prefer the extracts as they are more potent.

\* The Eastern Indian spice called Turmeric is showing anti-viral properties in lab tests...it is the bright yellow color in curry, so that's a good thing to add to your diet. Turmeric can be found in many health stores and would be a good thing to take in capsule form at the first sign of a cold or flu.

\*If you have a good anti-oxidant supplement, now would be the time to add it to your regimen. Anti-oxidants are critical to the immune system and very important in times of healing.

\* If you are interested in homeopathic remedies, see a homeopathic doctor as many are doing great work with colds and flus. Traditional Chinese doctors are also a great resource and very successful with virus.

\* If you think you need an antibiotic, remember Grapefruit seed extract from our earlier discussion. Share this decision with your health care practitioner.

As always, if you think you are seriously ill, see a health care practitioner immediately as there are some very serious concerns with diseases such as SARS now. These suggestions are for mild colds and flus, however, since many of the symptoms of SARS are similar, it is wise to get yourself checked by a professional to eliminate more serious problems. Also, for some people, even a mild cold or flu can be



dangerous, so better to make sure all is in order than to risk a more serious health problem.

### Headaches and Migraines

I am getting more and more complaints about headaches and severe migraines. Although I don't know specific causes through hard science, I can make some logical conclusions.

Lack of oxygen puts a heavy strain on the brain. Also, aluminum can cross the blood-brain barrier and insult the brain. We talked earlier about the importance of essential fatty acids as agents to push the aluminum out of the brain and into the hair. Flax seed oil is a great source.

Some of the natural remedies that have helped my clients and friends are:

\* Herbs, Etc. liquid extract called Migrafree....people who take a half dropper under the tongue at the first sign of a migraine and another half dropper about one-half hour later have reported that it stopped the migraine before it really got going.

\* Before aspirin was made into a drug, it was available in its natural state and still is at most health stores. White willow bark is the herb Mr. Bayer took to the lab for a pharmaceutical copy. As many know, the drug version can cause stomach upset and colon distress. I have never known White Willow bark to cause any problems in those systems. However, some people shouldn't take aspirin in any form, so before using willow, talk to your health care practitioner.

### Teeth and Gum Disease

In natural medicine, tooth and gum health is an important indicator of whole body wellness. Pregnant women frequently suffer tooth and hair loss if they aren't taking a good vitamin and mineral daily. The reason this happens is that the body will "steal" nutrients from what it deems non-essential areas to feed the more important or vital organs.

First, support your body as mentioned with a good vitamin and mineral daily. Eat well as we have discussed.

My dentist confirmed to me a few years ago what I already suspected...many of the anti-tartar toothpastes actually harm the gums. I use an all natural toothpaste from the health store. I noticed a significant improvement in my gums with the natural toothpaste.

I not only floss when I can, but faithfully every night I Waterpik my entire mouth with warm water and sea salt. This has done wonders for both my teeth and gums.

Finally, I got rid of the harsh, plastic tooth brush and found a natural bristle brush. Again, I saw a big difference in my gum health.

These are just a few changes that can make a big difference in the health of your teeth and gums and are easy to incorporate into your daily regimen.

### Water

I have always encouraged people to drink lots of clean, bottled water. Now I think it's even more critical to our health. I recently traveled to an area that has always been and should be very humid. To my

surprise the air was very dry and the skies were heavy with spray. My joints began to ache, indicating possible dehydration. I began to drink bottle after bottle of water and around the third bottle my joints began to feel good again. I wasn't able to avoid the spray very well on this trip, so I drank water constantly and it really helped my body to detoxify and stay strong. I don't recommend most tap water as most is filled with chemicals and pollutants. The facet filters really don't get it all out, so I think good, reputable bottled water is the best choice.

**CAUTION:** If you decide to incorporate the clay into your daily regimen, Dr. Knight tells me that it will also attach to important trace metals our bodies need like copper, iron, etc. So, it becomes very important to replace these with a good, natural vitamin and mineral supplement daily. Always keep the clay drink as far away from meals and supplements as possible. Dr. Knight recommends taking it right before bedtime.

If you are anemic or have a tendency in that direction, it is extremely important to replace the iron. A German company makes a great natural iron supplement called Floradix Herbal Iron.

### Heart Health

It is VERY important that you see a professional if you are concerned that you may have heart disease. If you are already on heart medications, DO NOT take anything without telling your heart specialist as serious problems can arise.

Lack of oxygen puts a heavy strain on the heart. As heart disease is already the leading cause of death in this country, more oxygen loss is truly catastrophic.

There is a remarkable herb that has been used for centuries to strengthen and regulate heart beat. It is very unusual because unlike most herbs which are unidirectional, it is bi-directional. This means if the heart rate is high, it has the ability to lower it. If the heart rate is too slow, it will increase it. Hawthorne in extract form has given the best results to my clients. It is VERY important that it contain both the fruit or berries and the flowers. If it has just one of those in the formula, my clients report that it doesn't work very well. Again, Herbs, Etc. makes an extract that contains both.

Please talk to your health care practitioner before taking Hawthorne to decide if it is right for you and how much to take. As Hawthorne is a powerful herb, I do NOT recommend self-medicating.

Olive Oil has been shown in research to do wonders for the heart. We know all treated fats can cause heart problems, so make your primary oil for cooking, salads, etc. olive oil. I urge my clients to get a good, organic brand at the health store because the manner in which it is grown and processed has a significant impact on its value.

If you want to use butter occasionally, real butter melted is the best form for whole body and heart health. Butter substitutes are not in my kitchen.

For those who like to bake, safflower oil from the health store is a good choice as it has little flavor to interfere with the taste of what you are cooking.

Exercise is critical to heart health and I do recommend you do all exercise inside these days.

A recent report linked anger as one of the primary causes of heart disease. This was reported on all of the network news casts and was the finding of Western allopathic medicine which surprised me. Natural medicine has always linked emotion and disease.

As any toxic insult to the body, if continued, has cumulative results, I am sure new “syndromes” and health concerns will show up in the future. I will update this information as needed.

It is important that you know I have no connection, personal or business, with any of the companies or products mentioned in this informational. In fact, I don't have any connections to any company producing natural medicines which allows me the freedom of using and choosing those that seem to work the best for myself, friends, family and clients.

It is my sincere wish that my information has helped you to become healthier in “these times.” I urge you to become active in asking your representatives to create an open dialogue around the aerosol spraying as it is your health at stake as well as future generations. Also, the plant and animal kingdom is in our care and surely they are experiencing the effects as well.

Blessings and Good Health to You and Yours.

Dr. Gwen Scott, N.D.

**Posted May 22, 2003**

## Jun THE EXTINCTION OF THE STARS

Jun 5, 2003

### THE EXTINCTION OF THE STARS

Clifford E Carnicom

Santa Fe NM

Jun 05 2003

Edited Jun 23 2003

The damage from the aerosol operations has now curtailed one of the most ancient sciences, that of astronomy. The inspirations from the night sky no longer fully reign and humanity now accepts the deprivation of many divine rights, including the beauty of and the awe from the clear heavens.

Another study to impress upon us this loss has been completed, and it involves nothing more than the observation of the stars that are now visible under a “clear” and dark sky. From numerous sources<sup>1,2,3,4,5,6,7,8,9,10</sup>, the stars that should be visible to the human eye under favorable conditions are approximately of the 6th magnitude, or slightly greater.

Observational tests have now repeatedly been conducted under the most optimum of conditions and in remote locations, and a maximum visible magnitude of approximately 3.5 to 4 has been commonly measured in this region. To translate this obscuration to a practical level, the following estimates can be provided<sup>11</sup>:

Under visibility conditions with a maximum magnitude of 4, approximately 400 stars are visible under the night sky. This appears to be the norm for current atmospheric conditions. In contrast, under the expected conditions of magnitude 6, approximately 6000 stars would be visible. This is the level of degradation that has now occurred within our atmosphere, in direct association with the criminal aerosol operations that continue to be conducted without informed consent. This damage has been caused, in large part, by the injection of massive amounts of particulate matter into the atmosphere by aircraft for more than four years.

The memory of a truly clear sky and night has already become a distant reality for most of us.

The details of this study will be presented below for those with an additional level of interest. It will also be demonstrated that the limiting magnitude of the night sky can also be used to estimate daylight visibility conditions, and that these two perspectives are now in coincidence with one another.

---

#### Additional Notes:

The first helpful information concerns the definition of magnitude. The magnitude system is one of relative brightness, where a star that has a magnitude 5 times as great as another star will have a light intensity 100 times greater than that of the original star. A definition of magnitude can therefore be provided as:

$$x^5 = 100$$

where  $x$  is the ratio of light intensity from a magnitude increase of 1. A solution of this equation for  $x$  will lead to  $x = 2.512$ . This means, for example, that a magnitude 3 star will have a light intensity 2.512 times that of a magnitude 4 star. A star of magnitude 1 will have a light intensity 2.512 times 2.512, or 6.31 times that of a magnitude 3 star.<sup>12</sup> A increasing magnitude results in a decrease in brightness by this factor of 2.512.

The next item to discuss is the expected number of stars visible at a particular magnitude. The following table of number of stars visible at a particular magnitude is provided<sup>13</sup>:

Magnitude	No. of Stars Visible
0	8
1	20
2	60
3	150
6	6000

A reasonable approximation to this table exists in the exponential form:

$$n = 8 * \exp^m$$

where  $m$  represents the magnitude limit of visibility, and  $n$  equals the expected number of stars visible. An estimate for the number of stars visible at the 4th magnitude is therefore  $8 * \exp^4$ , or approximately 400 stars.

The first test for visibility has been conducted on the stars in the constellation Ophiuchus, where it has been observed that the star Marfik repeatedly represents the limit of visibility by this observer under optimum conditions in remote locations. As one example, one of the many tests has been conducted on a moonless, “clear” night adjacent to the Rio Chama wilderness area in New Mexico. Marfik is located approximately 40 degrees above the horizon at this time of year at this location, and it is adequately separated from the reduction effects of the horizon.<sup>14</sup> Marfik has a visibility of 3.8, and therefore a magnitude limit of 4 has conservatively been chosen for this study. Several other stars ranging in magnitude from 2 to 4 are available at the upper end of this constellation for comparison.

The second test conducted used binoculars as a cross check against the visibility limit achieved with the naked eye. It is possible to predict the upper limit of visibility achievable with an optical aid using the following relationship:<sup>15</sup>

$$\frac{(\text{Area of optical aperture}_2)^2}{(\text{Area of optical aperture}_1)^2} = \text{Light gathering ratio}$$

$$(\text{Area of optical aperture}_1)^2$$

In the case of the human eye, a reasonable estimate of the aperture is approximately 8mm.<sup>16</sup>

In the case of 10x50 binoculars, the aperture is 50mm. Therefore, the expected light gathering capability of the binoculars relative to the human eye is approximately:

$$2 * ( 50^2 / 8^2 ) = 78.1$$

The factor of 2 stems from the fact that two objectives exist within binoculars.

Solving for the expected magnitude increase that should be available with the use of binoculars, we have:

$$2.512^{dM} = 78.1$$

and this is solved with  $dM = 4.73$ .

This implies that the binoculars should allow us to observe a star at a limiting magnitude of approximately:

$$3.8 + 4.7 = 8.5$$

This estimate was subsequently tested on two stars in the vicinity of Spica under optimum conditions, and it was found to agree extremely well with this expected limit. TYC5547-592-1 and TYC5547-612-1 are two stars immediately adjacent to Spica. TYC5547-592-1 is of magnitude 7.8. TYC5547-612-1 is of magnitude 8.8. It was found by direct observation with the specified binoculars that TYC5547-592-1 was barely visible and that TYC5547-612-1 was not. This test with an optical aid, in conjunction with that of the human eye, supports the assessment that the limiting magnitudes have been properly identified.

The latter part of this discussion concerns the use of the limiting magnitude as a means to estimate the visibility of the atmosphere as it is expected to occur under daylight conditions. The visibility of clear skies under normal conditions can be determined from a number of sources to extend easily from 90 to 120 miles<sup>17, 18, 19</sup>. Unfortunately, this also is no longer the case as has been previously discussed in other papers on this site.

We can begin the study of expected daylight visibility using star magnitudes with the relationship of light intensity and the extinction coefficient<sup>20</sup>:

$$I / I_0 = \exp (-\gamma * z)$$

where  $\gamma$  is the extinction coefficient,  $z$  is the visibility limit in kilometers,  $I$  is the intensity of light received and  $I_0$  is the intensity of the light at the source.

From the definition of magnitude, we can also extract that:

$$I / I_0 = 2.512^{dM}$$

where  $dM$  represents the change in observed visible magnitude vs. the expected visible magnitude.

Therefore,

$$\exp (-\gamma * z) = 2.512^{dM}$$

or

$$\gamma = ( -dM * \ln ( 2.512 ) ) / z$$

where in this case  $z$  represents the depth of the atmosphere in kilometers. The depth of the atmosphere, as related to astronomic effects and significance is stated<sup>21</sup> to be approximately 10 miles (90% of mass). Another source<sup>22</sup> states the characteristic depth of the atmosphere to be approximately 8.8km. The characteristic depth is that point at which the light intensity falls to a value of  $1 / \exp$  of the original value ( $\sim 0.37$ ). If we again choose to act in a conservative fashion of incorporating 98% of the mass of the atmosphere (vs. 90%), this would lead to an atmospheric depth of approximately 34.6km. ( $\sim 21.5$ mi.). It would therefore seem reasonable to choose an average depth of significance for the atmosphere of approximately 15.7 miles (25.3km).

Now  $dM$  is defined as the difference between the measured and the expected magnitude of stars visible with the unaided eye under favorable conditions, or:

$$dM = M - 6$$

where  $M$  is the measured limiting magnitude of the visible star with the unaided eye.

Therefore an estimate for  $\gamma$  is given as:

$$\gamma = ( ( 6 - M ) * ( \ln ( 2.512 ) ) ) / 25.3\text{km}$$

which provides us with an estimate for the extinction coefficient as a function of the limiting magnitude.

With respect to daylight visibility, the limit of contrast ( $I / I_0$ ) is commonly taken as  $0.02$ <sup>23</sup>

This means that a relationship for daylight visibility can be estimated as:

$$.02 = \exp (-\gamma * z)$$

where  $z$ , representing the daylight visibility in kilometers, can now be estimated as:

$$z_{\text{km}} = ( -\ln (.02) (25.3) ) / ( ( 6 - M ) * \ln ( 2.512 ) )$$

or

$$z_{\text{km}} = 107.5 / ( 6 - M )$$

or a final approximate and usable relationship expressed in miles:

$$z_{\text{mi}} = 66.6 / ( 6 - M )$$

and in the case where  $M = 3.8$  ( as observed above)

$$z_{\text{mi}} = 66.6 / ( 6 - 3.8 )$$

or

$z_{mi} = 30$  miles (estimated visibility – approximate)

which agrees quite well with the maximum daylight visibility that is now ever achieved in this high desert environment. This study, using conservative estimates, arrives at a value that represents a significant degradation in the expected daylight visibility of 90 to 120mi. The visibility is now often reduced to a value far lower than this estimate (~15 miles) when the aerosol banks drop to ground level.

This study can be used to demonstrate a level of coincidence between the light characteristics of both night and day skies as measured by direct observation, and the results reflect the significant damage from the aerosol operations that now impacts our atmosphere and planet.

#### References:

1. Jay M. Pasachoff, *Stars and Planets*, (Houghton Mifflin Company, 2000), 11.
2. Patricia L. Barnes-Svarney, *Through the Telescope, A Guide for the Amateur Astronomer*, (McGraw-Hill, 2000), 13.
3. Bob Berman, *Secrets of the Night Sky, The Most Amazing Things in the Universe You Can See with the Naked Eye*, (Harper-Perennial, 1995) 11-12.
4. James Muirden, *How to Use an Astronomical Telescope, A Beginner's Guide to Observing the Cosmos*, (Simon & Schuster, 1988), 11.
5. Robert Burnham, *Backyard Astronomy, Your Guide to Starhopping and Exploring the Universe*, (Time-Life Books, 2000), 18.
6. Jim Breithaupt, *Cosmology*, (McGraw-Hill, 1999), 67.
7. Guy Consolmagno, *Turn Left at Orion, A Hundred Night Sky Objects to See in A Small Telescope and How to Find Them*, (Cambridge University Press, 2000), 10.
8. Rick Schaefer, *Introduction to Astronomy, A Complete Guide for the Amateur Astronomer*, (RGA Publishing Group, 1997), 15.
9. Robin Kerrod, *The Star Guide, Learn How to Read the Night Sky Star by Star*, (Macmillan, 1993), 68.
10. J.B. Sidgwick, *Amateur Astronomer's Handbook*, (Dover, 1980), 26.
11. Berman, 12.
12. Breithaupt, 66.
13. Berman, 12.
14. Sidgwick, 447.
15. Muirden, 10-11.
16. Muirden, 10.
17. Mark P. Silverman, *Waves and Grains, Reflections on Light and Learning*, (Princeton University Press, 1998), 308-309.
18. S.G. Lipson, *Optical Physics*, (Cambridge University Press, 1995), 388.
19. Robert J. List, *Smithsonian Meteorological Tables*, (Smithsonian Institution Press, 1984), 452-465.
20. Ronald Gautreau, Ph.D, *Modern Physics*, (McGraw Hill, 1999), 63.
21. Sidgwick, 446.
22. Silverman, 22.
23. List, 452.



---

**Stars**

**My little night lights  
Are out.**

**I cannot see the holes in  
The fabric.**

**I know there is a shining  
Bright light**

**On the other side,**

**Hidden now, with blue mist  
And grey.**

**Only in my dreams do I remember  
The stars.**

**How do the Down Under  
People navigate?**

**And what is left to  
Wish upon?**

## Jul TIME

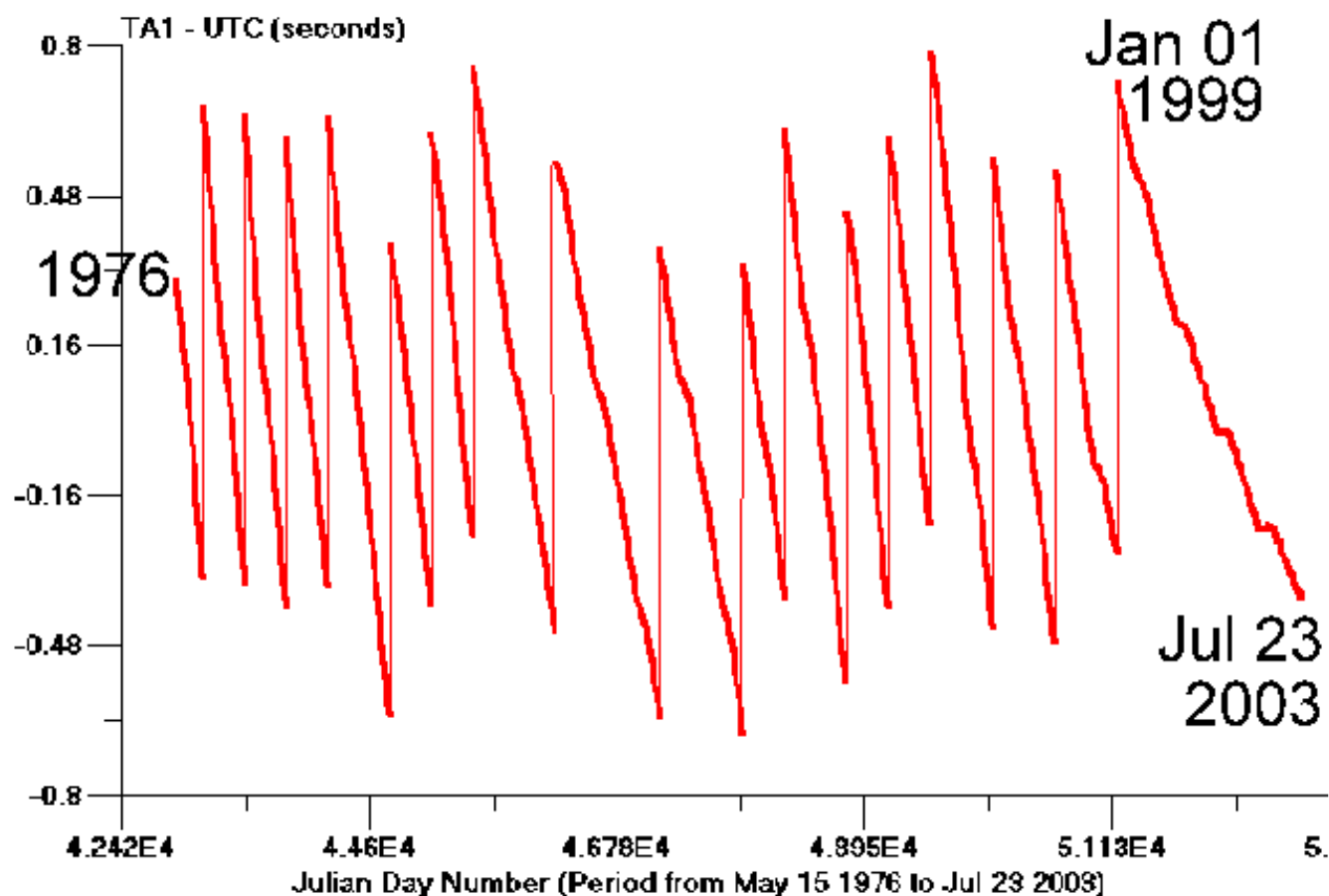
Jul 24, 2003

### TIME

Clifford E Carnicom

Jul 23 2003

Edited Jul 24 2003



Y Axis is the Difference in Time Between TA1 and UTC

TA1 is based upon atomic time. UTC is based upon the rotational speed of the earth.

X Axis is the Julian Day Number. Data begins on May 15 1976 and ends on Jul 23 2003

Source of Data : U.S. Naval Observatory

Research has been underway for several months to investigate a hypothesis that has been forwarded to me for evaluation. The source of these propositions will remain unidentified at this time. The hypothesis purports the onset of major geophysical changes and life extinction cycles in the foreseeable and upcoming decades. The impact upon the earth and life from such events is extraordinary and beyond the realm of consideration for many people. There is also a claim of a connection between the aerosol operations and the anticipated geophysical events, and this has formed the basis for the research that is being presented herein. Additional hypotheses are under investigation, (e.g., biological and pharmaceutical) but they will not be discussed at this point. No judgement on the veracity of these claims is being made, however, certain leads of investigation are being followed to see if they hold up to scrutiny and logic.

ONE such claim being made is that there exists a connection between the anticipated geophysical changes, the rotational rate of the earth and the aerosol operations. It has been stated that there is an attempt to use the aerosols to increase the rotational speed of the earth. This increase is viewed as an offsetting mechanism to the geophysical events which it is claimed will occur. At first response, it might appear that such a claim defies the realms of physical possibility, however, honest research does not allow such a presumption without an adequate investigation. It is also to be understood that no claim of benevolence to the general human population accompanies this description of geophysical manipulation.

There is a well known line by Mr. Carl Sagan, to the effect that, “extraordinary claims require extraordinary evidence.” Such is the case here. In my examination of this hypothesis, it appears to me that the central issue of examination drives toward the issue of TIME. If one were to claim that the rotational speed of the earth can be artificially affected, then a closer examination of time should reveal whether that claim has any merit. This would be the case regardless of the role, or non-role, of the aerosol operations. The rationale for this investigation is that TIME has historically evolved as an expression of that very same rotational rate of the earth. It is only with the more recent introduction of time based upon atomic standards that the issue of time has become murkier. Time is not so steady as many of us might presume, and there are now many different ways by which it can be measured. This discussion will be confined to three of these standards of time: TA1 (Atomic time), UT (based on the rotational rate of the earth) and UTC (UT adjusted periodically to keep pace with atomic time).

Small differences in time must now be considered to examine the questions which are before us. The geophysical effects of such small changes must also be considered in the future; initial research indicates that small changes in time (i.e., rotation rate) may lead to significant geophysical stress forces and their release. It also appears that our state of knowledge of earth rotational rate changes and geophysical correlations is quite inadequate.

There is, first of all, a fairly well established recent history that shows the rotational rate of the earth has been slowing down<sup>1,2,3</sup>. This rate is stated from numerous sources to be on the order of 0.7 to 0.9 seconds per year, and it seems to have held fairly steady since approximately 1900. In the interest of completeness, a graph<sup>4</sup> depicting the history back to 1620 does show a period of increased rotational rate in contradiction to the more recent trend. To make matters additionally confusing, most sources that attribute a geophysical process of tidal actions to the slow down speak on the order of milliseconds per century, as opposed to a fraction of a second per year<sup>11</sup>. The same sources also do not appear to address the contradictions raised by the graphed data extending back to 1620. So there does appear to be many questions as to magnitude and rotational rate increase and decrease that must remain unanswered at this point.

The more immediate question is to ask whether or not it is conceivable that the aerosol operations are affecting the rotational rate of the earth. If this is the case, one would look for variance in the data beginning approximately 4 1/2 years ago as a potential indicator. The data that we should look at is the difference between atomic time (TA1) and the time based upon the rotational rate of the earth (UT). Although it required some labor to extract the data, this information is available from the United States Naval Observatory. In addition, the International Earth Rotation Service (IERS) also becomes an important source of information. The graph of this difference expresses any unusual changes that may be taking place with respect to the rotational rate of the earth.

This graph is presented above for your review, and there are some intriguing findings that are to

be mentioned.

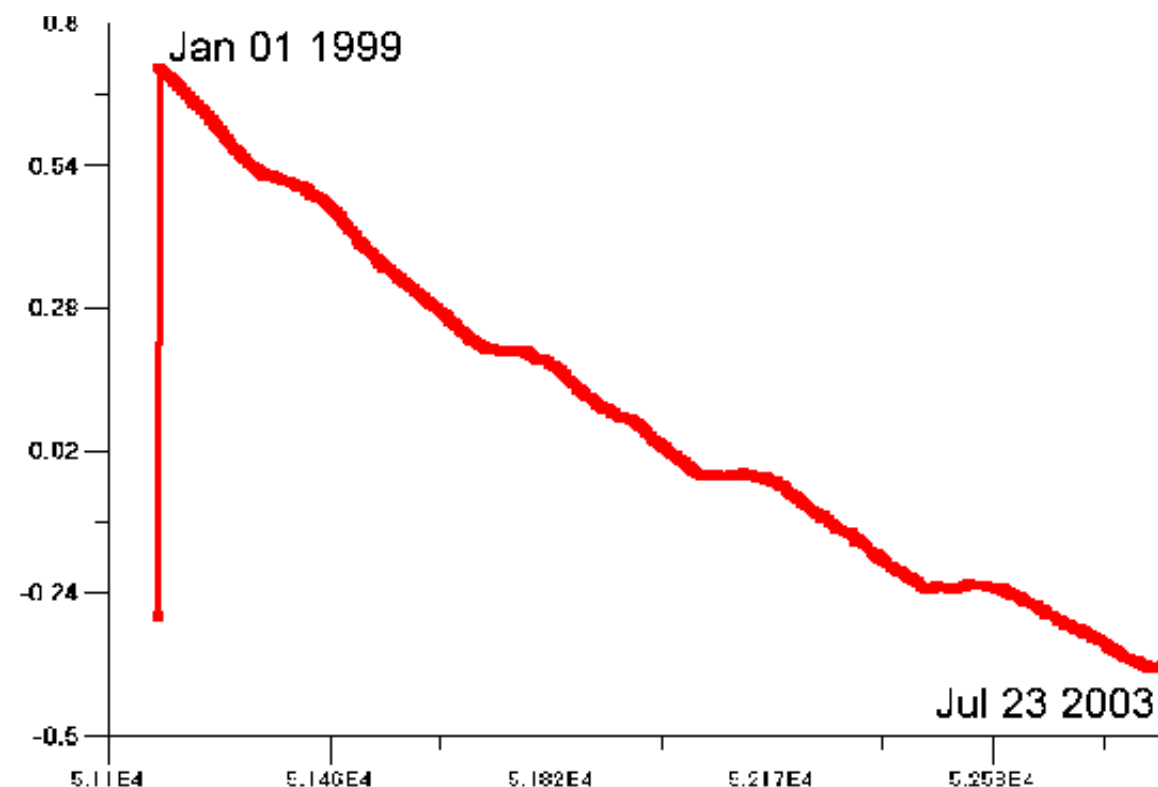
1. The most recent leap second added to bring UTC (based upon rotational rate of the earth) in closer accordance with atomic time (TA1) occurred on Dec 31 1998. The lack of leap seconds (at the anticipated rate loss of approximately 0.8 seconds year) since that time is very much out of character with the preceding historical data set spanning more than 25 years. This indicates to us that the earth's rotational rate must have actually increased in more recent years relative to the historical record. As a point of observation only, the aerosol operations are generally understood to have begun at a global level at the close of 1998 and beginning of 1999.

2. The post 1999 change is in contradiction to the numerous sources that claim a fairly steady rotational rate decrease on the order of 0.7 to 0.9 seconds per year.

3. No explanation can be found at this time by IERS as to the abrupt change in leap second additions (decline of) at the beginning of 1999. There have been no leap seconds added since Dec 31 1998, and this is at variance with the regular history preceding this announcement and as shown on the graph from the US Naval Observatory data. It would appear that a leap second addition is inevitable in the near future, after a lapse of 4 1/2 years.

4. The rate of decline (slope) shown within the graph also shows itself to be unique within the time period covered, from 1976 to 2003. The decline (slope) post 1999 is considerably less than that which has preceded.

5. The "stair -step" behavior of the decline rate since 1999 is a most interesting feature of the data. There are 4 periods (and the beginning of a fifth), fairly regularly spaced, where the rotational rate decline temporarily levels off. This pattern also does not appear within the general data set, and it does indicate the possibility of a disturbing mechanism (artificial or otherwise) to the rotation rate.



# **“Stair Step” Pattern Visible in Post 1999 Series**

**Y Axis is the Difference in Time Between TA1 and UTC**

**TA1 is based upon atomic time. UTC is based upon the rotational speed of the earth.**

**X Axis is the Julian Day Number. Data begins on Jan 01 1999 and ends on Jul 23 2003**

**Source of Data : U.S. Naval Observatory**

6. The long term predictions issued by the IERS for the period of 1997 – 2007 indicated that approximately 7 leap seconds were anticipated to be added within the period from 1999 to 2007. However, NO leap seconds have been added (as of this date), i.e., a period of 4 1/2 years have elapsed without any additions. This is out of character with the historical record as well as at odds with the last known predictions of the worldwide time standard service.

7. Curiously, the long term time prediction service of the U.S. Naval Observatory has apparently been discontinued, at least to the public. This is apparently the case with IERS also, as no updates past 1999 for long term predictions have been found. The question is, WHY? Why would a fundamental geophysical service that is important to many human endeavors be eliminated?

8. A statistical test between the means of the daily differences (leap seconds excluded) between the post Jan 01 1999 data and the pre Jan 01 1999 data is significant at the 99.9999+% level<sup>12</sup>. This test demonstrates that the data after Jan 01 1999 is highly anomalous relative to the previous history. The slope ratio between the two data sets is on the order of 1 to 3, with the post Jan 01 1999 data decreasing at a rate of 1/3 the pre Jan 01 1999 data.

( $N_1 = 8245$ ,  $Mean_1 = -.00201$  secs. / day,  $\sigma_1 = .000701$ ;  $N_2 = 1633$ ,  $Mean_2 = -.00067$  secs. / day,  $\sigma_2 = .000501$  :  $Z = 91.4$ )

9. If attempts have been made to decrease the rotational rate decline, an analysis of the data would suggest that it may have been only momentarily successful and delaying; a more deeply entrenched geophysical process appears to reign.

In an effort to monitor this issue, this researcher has developed independent time standards. Astronomic occultation observations have been and are being conducted<sup>8,9,10</sup>, and a digital time standard has been established. The expected error in the astronomic observations is approximately 0.5 seconds, and the digital time reference system has an expected error of approximately 0.2 seconds per month. The insertion of leap seconds can likely be detected independently with these reference frames in place. The difference between UT1 (atomic time) and UTC (based upon rotational rate of the earth and adjusted within tolerance of atomic time) continues to be available to a high level of precision through the U.S. Naval Observatory, and can be monitored by the public.

If one now considers the possibility that the earth’s rotation rate can be artificially affected, the next important step is to ask what physical mechanism can conceivably accomplish this. This will undoubtedly lead toward advanced studies in physics, and at this point I can only make a suggestion as to where such research might lead. The source behind the hypothesis being discussed has stated only that methods of resonance involving sub-atomic particles are the basis of the physical mechanism; no additional specific or detailed information is available.

Any hypothesis that merits serious consideration must stand the tests of cross-examination and hopefully is tenable within the laws of physics and science that we have adopted in this time and place. In an effort to conclude the current discussion and yet prompt the reader with an avenue for further work, I would like to mention the following area of physics which holds some promise

for the consideration of resonance as a physical mechanism.

I have acquainted myself with a sub-discipline of physics that is termed “nuclear magnetic resonance”, and it appears to be worthy of additional effort. Nuclear magnetic resonance has developed to become a highly significant branch of modern physics, and is most commonly known within the medical community. The fundamental principle behind nuclear magnetic resonance, as I understand it, is this:

Certain atomic particles, when subjected to radio frequency energy in the presence of a magnetic field, will absorb that energy to cause variations in their sub-atomic spin rates, i.e., the angular rate of rotation of that particle. Energy absorption will occur at resonance if the proper frequencies are used in conjunction with a particular magnetic field strength<sup>5,6,7</sup>. (Note : the source states that nuclear magnetic resonance is only ancillary to the primary mechanisms which operate at a broader level and with variable energy forms beyond that of radio frequencies).

This principle is clearly under the domain of quantum physics, and as such much work lies before us to fairly evaluate the viability of such a mechanism to operate at a geophysical level. Readers with knowledge of the 4 1/2 years of research embedded within this site may recognize why such a mechanism is to be considered in all seriousness. The apparent anomalies with the earth rotational data, as they have been described above, provide a further impetus for the deeper study ahead of us.

Clifford E Carnicom

Jul 23 2003

Edited Jul 24 2003

#### Partial References:

1. Rique Pottenger, *The American Ephemeris, 2001 to 2010*, (ACS Publications, 1997), Table IV.
2. Peter Duffett-Smith, *Practical Astronomy With Your Calculator*, (Cambridge University Press, 1979), 23.
3. Oliver Montenbruch, *Astronomy on the Personal Computer*, (Springer, 2000), 41-44.
4. Duffett-Smith, 23.
5. Richard Feynman, *The Feynman Lectures on Physics*, (Addison Wesley Publishing Company, 1964), 35-10 to 35-12.
6. David Bohm, *Quantum Theory*, (Dover, 1979), 501 -505.
7. Daniel Canet, *Nuclear Magnetic Resonance, Concepts and Methods*, (John Wiley and Sons, 1996), 3-5.
8. *Lunar Occultation Workbench, 3.1 (Software)*, Dutch Occultation Association.
9. Raymond Davis, *Surveying, Theory and Practice*, (McGraw Hill, 1981), 482.
10. Montenbruch, 229.
11. Petr Vanicek, *Geodesy, The Concepts*, (Elvier Science Publishing Co., 1986), 66-69
12. Murray R. Spiegel, *Probability and Statistics*, (McGraw-Hill, 2000), 228.

**A MEETING**

Jul 26, 2003

**A MEETING****Clifford E Carnicom****Jul 26 2003****Edited Aug 17 2003**

A meeting has taken place recently between an investigative researcher and a well placed military source. The identity of both parties is to be protected. The source has intimate knowledge of at least one aspect of the aerosol operations, and asserts the following:

1. The operation is a joint project between the Pentagon and the pharmaceutical industry.
2. The Pentagon wishes to test biological diseases for war purposes on unsuspecting populations. It was stated that SARS is a failure as the expected rate of mortality was intended to be 80%.
3. The pharmaceutical industry is making trillions on medications designed to treat both fatal and non-fatal diseases given to populations.
4. The bacteria and viruses are freeze-dried and then placed on fine filaments for release.
5. The metals released along with the diseases heat up from the sun, creating a perfect environment for the bacteria and viruses to thrive in the air supply.
6. Most countries being sprayed are unaware of the activities and they have not consented to the activities. He states that commercial aircraft flying are one of the delivery systems.
7. Most of the "players" are old friends and business partners of the senior Bush.
8. The ultimate goal is the control of all populations through directed and accurate spraying of drugs, diseases, etc.
9. People who have tried to reveal the truth have been imprisoned and killed.
10. This is the most dangerous and dark time that I have experienced in all of my years of serving this country.

This information is relayed without qualification, as I am knowledgeable in the level of integrity of the researcher that has made this information available to the public. There is both risk and restraint that has been exercised in the preparation of this statement.

**Clifford E Carnicom****Jul 26 2003**

---

**Additional Notes Aug 17 2003:**

The following personal and observations have been relayed to me by the investigative researcher referred to above:

I am the researcher that relayed information to Carnicom and I can tell you that the meeting occurred as stated. I see that my meeting opened up some dialogue. I have to ask: why are so many intelligent people debating the “tail of the dog”? Does it have fleas, long or short hair, or no tail at all. Look at the DOG. See the big picture here. Do you question that people are dying in record numbers from the aerosol operations? It is a fact that an increase in particulate matter increases mortality.

A top respiratory doctor has just written a book about the “breathing crisis.” On the Today Show, not in some secret meeting place, he tells us that respiratory disease has gone from eighth to fourth place as a leading cause of death, soon to be third, in only FIVE years. The doctor says the increase in respiratory death is because of smoking. Now that seems a little off, since many people have stopped smoking, and yet in FIVE years dying from breathing is the major cause of death behind heart failure and cancer. It is also a fact that when oxygen is reduced, cardiac arrest goes up. He also advises “not to exercise outdoors”. What does exercising outdoors have to do with smoking? Any chance that breathing heavy metals could be the cause of not only increasing death from respiratory disease, but also contributes to cardiac arrest and cancer? Go back to the DOG. Look at the bigger picture of what’s going on with our health; stop debating the biological contents of an already deadly, efficient operation. Incidentally, “culling” was never mentioned in my report.

Give Carnicom some credit for his integrity in presenting this material. I risked my safety and the safety of others to get this information. I wanted the information for myself; I didn’t get it for Carnicom or his site, but I did want to share it with others as a *confirmation*, not as a revelation, of what is going on. Many of you saw this and I appreciate your intelligence and wisdom. My thanks, also, to those of you who have followed up with some good research.

Posted Aug 17 2003

---

An interview that discusses the contents of this statement in greater detail is available at the following web address:

[9th JEFF RENSE INTERVIEW JUL 27 03](#)

**MEDIA PLAYER – REAL PLAYER**

(audio links are dead as of 2/21/2016)



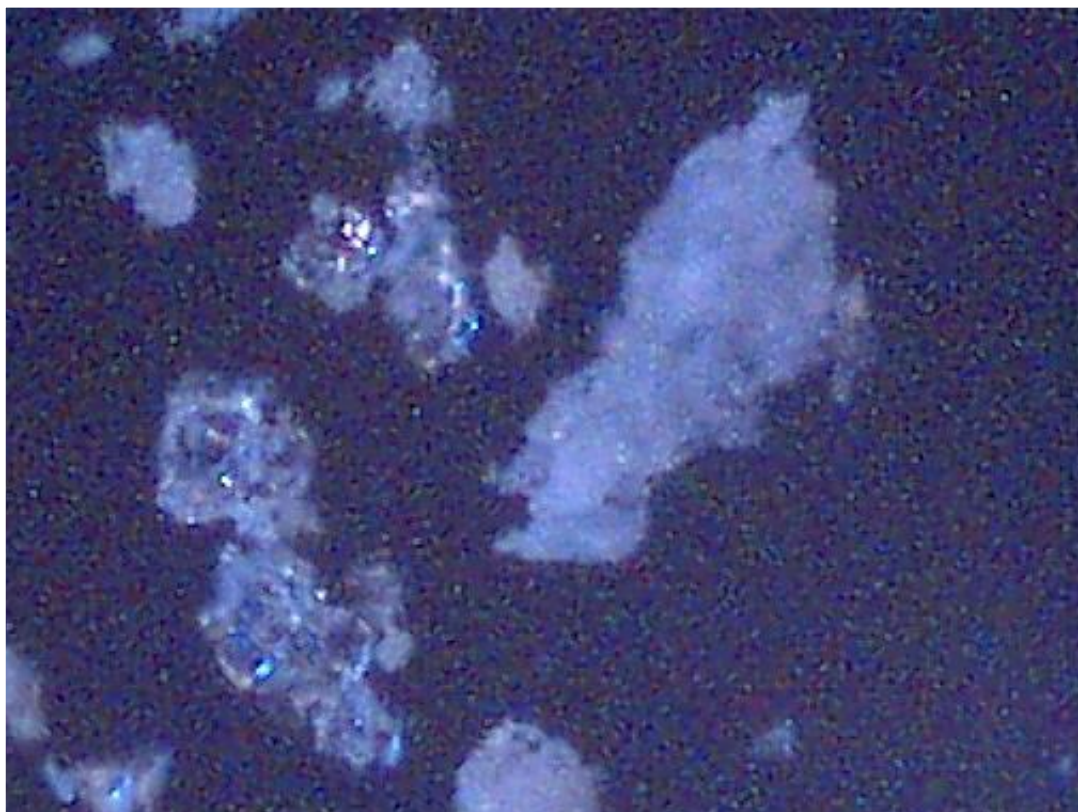
## **ADDITIONAL CRYSTAL UNDER EXAMINATION**

Jul 27, 2003

### **ADDITIONAL CRYSTAL UNDER EXAMINATION**

**Clifford E Carnicom**

**Jul 27 2003**



**Crystalline Outdoor Sample**  
**Opaque and Translucent Forms are Visible**  
**Magnification 200x**

An additional crystal form is under examination. This solid form appeared as a salt-like form on an outdoor driveway on June 17 2003 in Carptenteria, CA. No adequate accounting for the source of the material or its presence outdoors exists. The distinguishing characteristic of the material under the microscope is a crystalline structure that is both opaque and translucent; this quality can be seen in the microphotographs that have been made available. The material is solid and white in color. A second distinction is the lack of solubility; the crystal form is insoluble in water, hydrochloric acid, sulfuric acid, sodium hydroxide and acetone.

The material, when placed into distilled water, breaks into small particles on the order of a micron in size which exhibit brownian motion. The particles at all times remain insoluble.



**Outdoor Sample Location  
Ruler and Quarter Shown for Scale**

**The description of the sample and conditions from the sender is as follows:**

**“Sample Taken on Tuesday June 17, 2003**

**In the black asphalt driveway;**

**At: Carpinteria, CA**

**Times: First sited at @ 8:30 a.m./samples taken. Photographed at @1:00 p.m.**

**For Both Times;**


**Weather Conditions for photos taken at 1:00 p.m: Sky flat, gray, filled with mist. Temperature cool, but dry. No sun, no blue sky. Light is shiny gray.**

**Air smelled like powdery chemical at 8:30 a.m.**

**8:30 a.m. : I first noticed the slightly darkened spot (looked like it had been wet) with the two balls of white powdery material, looking like salt. I collected the balls into a used “chromium supplement” brown glass jar. At this time I also noticed another smaller, slightly darkened spot about ten feet away that had a near flat white mark that looked like white chalk.**

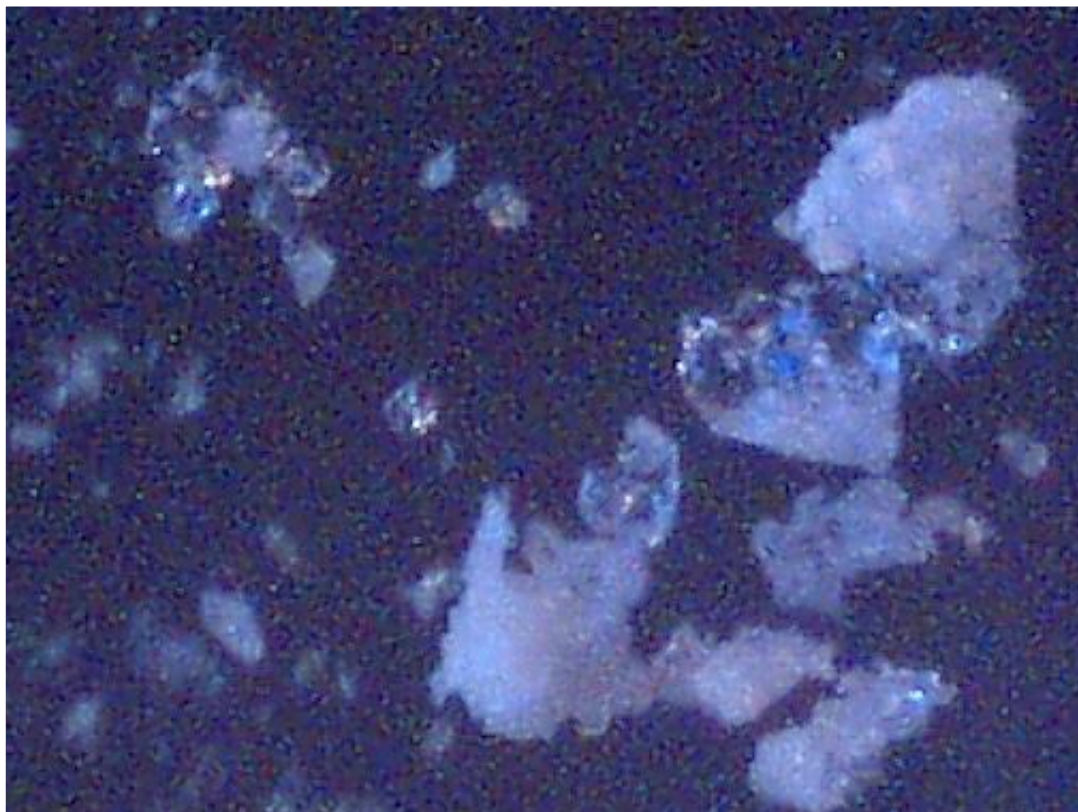
**1:00 p.m. After speaking with Clifford Carnicom I went to the driveway to photograph the samples. So, I placed the two white balls back into the spot 1t came from. Then, I noticed two other slightly darkened spots and white powdery samples, lying just inches away from the original spot site. These two spots were similar in size, both being much smaller than the original spot. The white powdery samples in these two spots were rectangular, not round; in other words, they were cubed, not spherical. I noticed that all three spots lined up, like something splattered in succession. . .literally, one, two three.”**

**[Additional Note: There are three deposits of material within a 12 inch region; these deposits are located primarily E-W in orientation and measure 5?, 1? and 1? in diameter respectively.. An additional isolated deposit exists approximately 10 feet further to the east, approximately 3? in diameter.].**



**Outdoor Sample Location**  
**Hand Holding Ruler Shown for Scale**





**Crystalline Outdoor Sample**  
**Opaque and Translucent Forms are Visible**  
**Magnification 200x**

## Aug TIME TO START WATCHING TIME

Aug 14, 2003

### TIME TO START WATCHING TIME

Clifford E Carnicom

Aug 14 2003

Edited Aug 17 2003

Edited Sep 03 2003

#### Additional Note on Sep 02 2003:

Drift rate analysis of the independent time standard that has been developed now shows a departure of 1.5 seconds over a period of 57 days since the monitoring of time standards began. This indicates the detection of another 0.5 second additional departure since Aug 17 2003. A projection of the current time departure rate is estimated at 9.5 seconds per year; a departure of this magnitude is phenomenal in magnitude if these observations bear out in the future. A one second departure (approximately) over a year period is expected based upon the historical record. A careful monitoring of geophysical events and changes is recommended based upon this preliminary report, as unusual changes in time will likely correlate with significant geophysical energy releases. The likelihood of random errors has diminished since all UCT time differences being measured are of the same sign. No errors in the processing of the data have been discovered. All five clocks in the independent time standard are now modeled with least squares linear drift rates, and these have been revised accordingly in the table below. Readers are referred to the paper entitled [Time, Energy and Earth Changes](#) to assess the potential geophysical impact of small time differences that have been observed and reported. The number of clocks being used in the independent time standard will increase in the future. The estimated RMS error in the independent time standard drift rates is approximately 0.1 to 0.2 seconds / month. This monitoring project commenced at 2320 MDT on 070803.

#### Additional Note on Aug 17 2003:

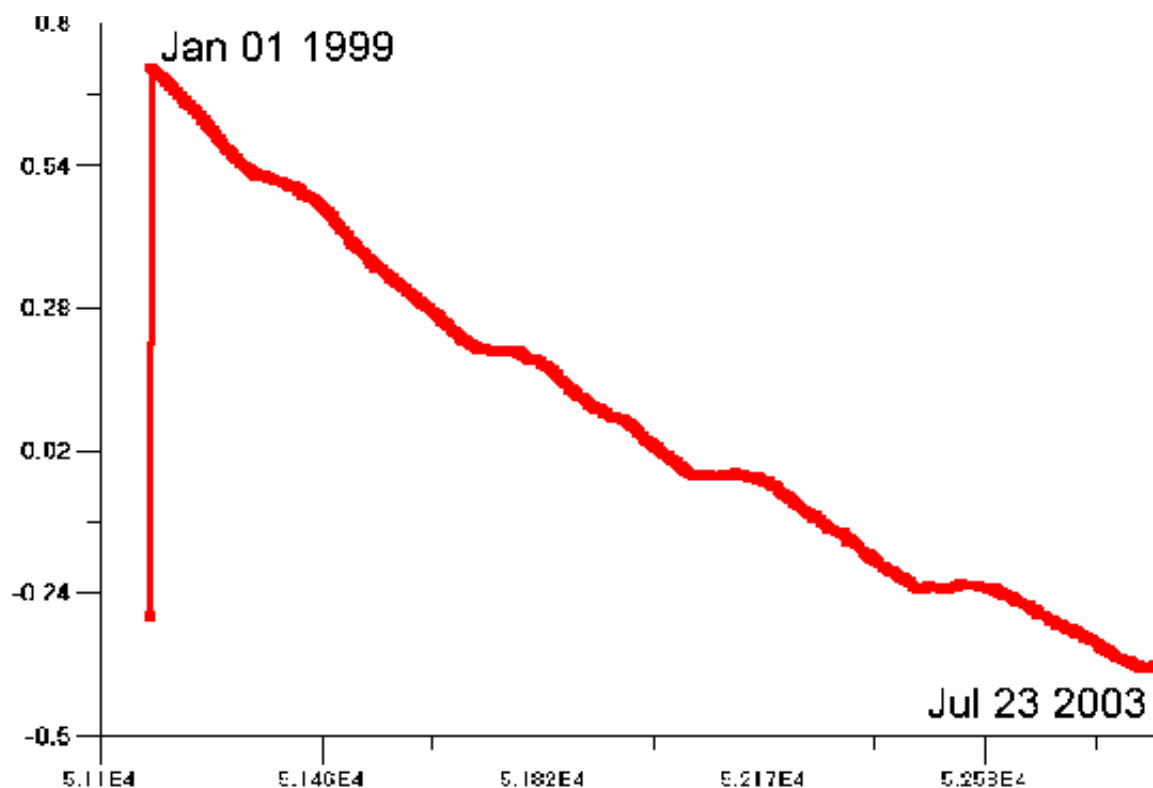
All indications are that another 0.5 seconds has been added to UTC between 0930 MDT on 081603 and 1200 MDT on 081703. This reaffirms the need for independent time standards to be established by researchers that wish to monitor this investigation. No errors in processing of the data have been discovered.

---

There appears to be the possibility that undocumented revisions to Universal Coordinated Time (UTC) may be occurring. This report is preliminary, and continued efforts are being made to determine if any errors of process have occurred. Additional observers are called for to monitor and establish independent time references from the national and international sources that are available to the public. This finding, if verified, leads to geophysical questions of planetary significance, since UTC is based upon the rotation rate of the earth. Undocumented revisions to this time standard, if they are occurring, are of great importance. This study is investigative and final conclusions are not appropriate at this time.

It has already been determined that the variations between the atomic time standard (TA1) and UTC since the beginning of 1999 are statistically extraordinary. [Readers are referred to an earlier paper](#) on the issue of time and various hypotheses that are under consideration. Attention has

also been called to a most unusual “stair-step” pattern in the post 1999 data which is visible in the graph below. Any unusual variations in the difference between atomic time (TA1) and UTC can be interpreted as anomalies in the rotational rate of the earth.



#### “Stair Step” Pattern Visible in Post 1999 Series

Y Axis is the Difference in Time Between TA1 and UTC

TA1 is based upon atomic time. UTC is based upon the rotational speed of the earth.

X Axis is the Julian Day Number. Data begins on Jan 01 1999 and ends on Jul 23 2003

Source of Data : U.S. Naval Observatory

The data and observations indicate that an undocumented 0.5 second addition to UTC may have been made between 1000 MDT on 081203 and 2300 MDT on 081303. If the observation is correct, it may be interpreted as a “partial” leap second, and the frequency of such an event would be of great importance. The observation does appear as an anomaly, either in the UTC time standard or within the clocks that are being used as an independent time standard. If any errors in the processing are discovered, they will be promptly reported; none have been discovered at this time. It is unlikely that revisions of this nature can be documented unless careful monitoring begins at a broader level, since this would not qualify as a leap second addition (which is normally reported). It is unusual that no documented full leap seconds have been added since Jan 01 1999, and this absence is out of character with the historical record.

A method of recording time has been developed which demonstrates accuracy on the order of .003 – .005 seconds day, or approximately 0.1 seconds per month of elapsed time. This independent standard has been and remains under comparison with UTC, and appears to be able to easily detect any discrete aberrations on the order of 0.5 seconds or more.

The general procedure being used is as follows:

1. Five new digital clocks reading to the second have been acquired. Each clock is carefully

synchronized to UTC via WWV at an arbitrary point in time.

2. An automatically updating so-called “atomic” clock has been acquired to serve as an additional time standard. This particular digital clock remains within 1-2 seconds of the WWV time signal regardless of elapsed time due to the updating of the time by radio signal from WWV. This clock is optional but serves as an additional time standard for direct observation. This clock is not used in any of the numerical analysis that has taken place.

3. WWV radio signals will need to be available on a regular basis. These signals can be heard on the shortwave frequencies of 5, 10 and 15 MHz.

4. Drift rates for each clock are regularly determined as the ratio of the error in any one clock as compared to the WWV signal to the elapsed interval in days, assuming that no discrete revisions to UTC have been made during the interval of measurement. Drift rate determinations have been made approximately once per day for a 60+ day period. Errors in the drift rate have been carefully and continually analyzed. All five clocks now use a linear modeling of the drift rate to achieve the same level of accuracy estimated at .002 – .004 seconds per day.

5. Numerous error analysis procedures have been applied to the observational data sets, and all analyses are in accordance with the measured data sets.

6. The drift rates for each clock have been determined over a 57 day period with an estimated RMS error of .002 – .004 seconds /day as follows:

Clock Number	Drift Rate seconds / day
1	$(-9.1\text{E-}4 * \text{elapsed days}) + .177$
2	$(2.08\text{E-}3 * \text{elapsed days}) + 1.494$
3	$(-1.2\text{E-}4 * \text{elapsed days}) + 1.949$
4	$(1.97\text{E-}3 * \text{elapsed days}) + 0.489$
5	$(-2.59\text{E-}4 * \text{elapsed days}) + 1.159$

The error budget on this independent time standard has stabilized at approximately 25 days into the recording process, and has remained so until the period specified of 1000 MDT on 081203 to 2300 MDT on 081303, when a dramatic departure from the established drift rates was observed with an RMS error escalation to approximately .015 seconds.

7. Analysis indicates that the increased error on 081203 to 081303 will result with the introduction of a 0.5 second offset into either the UTC or the five clock independent digital time standard. The latter appears unlikely at this point in time, since all clocks measure relatively equal departures. A projection of the data which includes a 0.5 second offset maintains the drift rates and error budget reported in the table above.

8. Astronomic occultation observations may also be helpful in analyzing any variations in UTC.

9. Work will continue to establish or refute the validity of the observation that has been recorded

**on this page. Additional researchers will be helpful in this process. The particulars of the observation and calculation methods will be described in greater detail as circumstances require.**

**Clifford E Carnicom**

**Aug 14 2003**



**OFFICE OF SPECIAL INVESTIGATIONS**

Aug 20, 2003

**OFFICE OF SPECIAL INVESTIGATIONS**

Clifford E Carnicom

Aug 20 2003

The United States Air Force Office of Special Investigations, Andrews Air Force base, has recently demonstrated an increased level of interest in the research that is available on [www.carnicom.com](http://www.carnicom.com) that examines the aerosol operations. Particular interest has been repeatedly indicated in the page entitled [AirForce Increases Rank of Lie](#), which was posted on May 22 2001. This post involves a statement issued by the United States Air Force from Walter M. Washabaugh, Colonel, USAF Chief, Congressional Inquiry Division Office of Legislative Liason, to Senator Barbara Feinstein on behalf of a constituent.

In this statement, the United States Air Force has established itself on record as stating that the aerosol operations are a “hoax”, and that these same aerosol operations have been adequately investigated and refuted by both the media and academia of this country. The definition of the words “lie” and “hoax” have made available to the public at the top of the relayed letter. Citizens may also wish to become familiar with an earlier letter issued by the United States Air Force contained on the web page entitled [AirForce Lies to America.](#), posted on Sep 11 2000. The definitions of the words lie and hoax are also available to the public on that page as well.

The description of AFOSI is stated as follows:

“The Air Force Office of Special Investigations is a field operating agency with headquarters at Andrews Air Force Base, Md. It has been the Air Force’s felony-level investigative service since August 1, 1948. The agency reports to the Inspector General, Office of the Secretary of the Air Force.”

The interest of Bolling Air Force base, advertised as “The Chief’s Own”, has also recently been demonstrated in the information available to the public on [www.carnicom.com](http://www.carnicom.com) (now located at [carnicominstitute.org](http://carnicominstitute.org)).

Clifford E Carnicom

Aug 20 2003

**CLOVERLEAF**

Aug 20, 2003

**CLOVERLEAF**

Clifford E Carnicom

Aug 20 2003

An operational term of “CLOVERLEAF” for the criminal aerosol operations that continue to be conducted without informed consent has been corroborated from numerous independent and unrelated sources extending over a period of several years. This term is therefore presented to the public as a credible avenue for research and investigation in the future.

Hostile actions and the threat of harm to sources that have contributed to the disclosure of “Cloverleaf” as an operational term are one aspect of this evaluation.

This assessment is not presented as an absolute; it is presented as an avenue for serious investigation based upon a variety of credible and corroborating information that has been made available over time.

Any sources that claim to be involved in deliberate deception, or “hoaxing” as it relates to the term “Cloverleaf” are to be examined in detail as to their credibility, and they receive no standing in this issue.

Clifford E Carnicom

Aug 20 2003

## TIME, ENERGY AND EARTH CHANGES

Aug 26, 2003

### TIME, ENERGY AND EARTH CHANGES

Clifford E Carnicom

Aug 26 2003

A preliminary relationship has been determined between any anomalies in time that may occur, the associated change in the kinetic energy of the earth, and the projected magnitude of any such changes on a geophysical level. The result of this study indicates that small changes in "time" will manifest themselves as tremendous changes in the energy state of the earth and that they are likely to have a significant geophysical impact. It is therefore valuable to the general public to determine if any aberrations in the recording of "time" are indeed occurring, and readers are referred to previous articles entitled [Time](#) and [Time To Start Watching Time](#) in that pursuit.

The details of this study are mathematical in nature, and are presented below.

---

The spinning of the earth is one method by which time is recorded. If time (UT based upon the rotational rate of the earth) were to vary in an anomalous fashion, this would also indicate anomalous variations in the rotational rate of the earth. The spinning of the earth also results in a certain level of kinetic energy of the earth. Any changes in time, however small, are reflected in the kinetic energy of the earth. The question here is, what is the change in energy of the earth that occurs with a corresponding change in time that is based upon that same rotation of the earth?

The kinetic energy of any spinning body around an axis is given as  $(1/2) I \omega^2$ , where  $I$  is the moment of inertia of the body and  $\omega$  is the rotational rate of that body<sup>1</sup>. As a first approximation to our problem, let us assume the earth as a homogeneous sphere, where the moment of inertia is  $(2/5) * m * R^2$  where  $m$  is the mass of the earth in kilograms and  $R$  is the radius in meters<sup>2</sup>.

Therefore, the kinetic energy resulting from the spin of the earth can be approximated as:

$$KE_r (\text{approx}) = (1/2) (2/5) * m * R^2 * \omega^2$$

The mass of the earth is approximately 5.98E24 kg.<sup>3</sup>

The mean radius of the earth is approximately 6371km.

The rotational rate of the earth,  $\omega$  can be determined approximately as:

$\omega$  (approx.) =  $(2 * \pi) / 86400$  radians / second, where 86400 represents the number of seconds in a day of 24 hours, and in this case,

$$\omega (\text{approx}) = 7.272\text{E-}5 \text{ rad / sec.}$$

Therefore, the kinetic energy that results from the spin of the earth can be estimated as:

$$KE_r (\text{approx}) = (1/2) (2/5) * 5.98\text{E}24\text{kg} * (6371\text{E}3\text{m})^2 * (7.272\text{E-}5 \text{ rad / sec})^2$$

$KE_r$  (approx) = 2.567E29 Joules.

This values agrees extremely well with a tabulated list of energy phenomenon reported by Syracuse University Department of Physics<sup>5</sup>, where it is reported the the kinetic energy of the spinning earth is on the order of  $10^{29}$ . This list is valuable to give the reader a sense of scale and magnitude on this problem, and special interest is devoted to the subsection entitled, *Rough Values of the Energies of Various Occurrences*. The range of phenomenon included extends from the creation of the universe to the spinning of the earth to the energy of a single molecule.

The next question to ask is, what impact would there be upon the kinetic energy of the spinning earth if the rotational rate was decreased by an interval of one second within a unit of time. We can begin the process by assuming a one second change within a time period of one day, and this can be modified appropriately at a later time.

For this problem, we will use the following differential relationship:

$$dKE_r / dw = 2 * (1/2) * (2/5) m * R^2 * w$$

or

$$dKE_r / dw = (2/5) * m * R^2 * w$$

or

$$dKE_r = (2/5) * m * R^2 * w * dw$$

and in this case, we will establish dw as the change in rotational rate of the earth caused from a one second change in a 24 hour period, or

$$dw = (1/86400) * 7.272E-5 \text{ rad / sec}$$

$$dw = 8.417E-10 \text{ rad / sec}$$

Therefore, the change in rotational kinetic energy in this case would be

$$dKE_r = (2/5) * m * R^2 * w * 8.417E-10 \text{ rad / sec}$$

$$dKE_r = 5.943E24 \text{ Joules}$$

Alternatively, if the change of one second were to occur over an interval of one year, we have approximately

$$dKE_{r365} = 5.943E24 \text{ Joules} / 365 \text{ days} = 1.628E22 \text{ Joules / day}$$

and if the change of one second were to occur over a 45 day period (current examinations in progress), we have approximately

$$dKE_{r45} = 5.943E24 \text{ Joules} / 45 \text{ days} = 1.318E23 \text{ Joules / day}.$$

The end result of this study is that a one second change in the rotational rate of the earth during

the ranges of time under consideration is on the order of  $10^{22}$  to  $10^{23}$  Joules. This exists as a tremendous amount of energy in a transformational state. If we refer to the Syracuse University study above, we find that the Cretaceous-Tertiary extinction theory meteorite is on the order of  $10^{23}$ . We also find that the energy available from the earth's fossil fuels is on the order of  $10^{23}$ .

This study informs us that relatively small changes in the rotational rate of the earth have a potentially great impact upon the energy transformation processes within the earth and earth – celestial system. Even though the change in time may, on the surface, appear to be miniscule in nature, the opposite is in fact true because of the tremendous mass and kinetic energy inherent in the rotating earth.

Readers may also wish to become familiar with a popular science report issued Aug 7 2002 by CNN entitled, [Earth's Waistline Could Be Expanding](#). A investigative study of earth – mass changes with respect to rotational changes will be discussed in the future based upon the release of this article.

Any revisions or changes will be made to this report as is appropriate.

Clifford E Carnicom  
Aug 26 2003.

#### References:

1. Dr. M. Fogiel, *Problem Solvers Physics*, (Research and Education Association, 2000), 250.
2. Fogiel, 344.
3. Gordon J. Coleman, *The Addison-Wesley Science Handbook*, (Addison – Wesley Publishers Limited, 1997), 213.
4. Petr Vanicek, *Geodesy, The Concepts*, (Elvier Science Publishing Co., 1986), 105.
5. *Rough Values of Power of Various Processes*,  
([http://physics.syr.edu/courses/modules/ENERGY/ENERGY\\_POLICY/tables.html](http://physics.syr.edu/courses/modules/ENERGY/ENERGY_POLICY/tables.html))

**Sep**  
**DENDRITE-IONIZER CRYSTAL UNDER EXAMINATION**  
Sep 6, 2003

**DENDRITE-IONIZER CRYSTAL  
UNDER EXAMINATION**  
Clifford E Carnicom  
Sep 06 2003

**Additional Notes:**

I have recently been notified of an unusual crystal form that has developed within an ionizer. A detailed description of the circumstances of occurrence is presented below by the sender of the sample; the original report was submitted on July 20, 2003. I have placed the material under the microscope and have taken several microphotographs at a magnification of 200x; these photographs also are presented below. The crystals have a unique branch-like, or dendritic structure, and they are highly soluble in water. Any individual with additional information regarding the nature of this sample is welcome to contact me at [cec102@usa.com](mailto:cec102@usa.com). Appreciation is extended to the sender for the efforts that have been made to make this information available to the public for further examination.

CE Carnicom 090603



**Notes from the sender:**

“Dear Clifford,

Thought you might be interested in some of these pictures. Just took them today.

These are pics of some type of crystals formed on and around the plates of one of our Living Air Ionizers. We've run five of these units for about five years now, and this is the first time that we have ever observed any type of crystal formation. This particular ionizer is one that we run in what we call our "storage building" and is the only one that showed any type of crystal formation. Typically, when they get dirty, they build up with a layer of brownish dust particles with some fibrous particles.

This ionizer is sitting about 7 feet off of the floor on a shelf, right by the side entrance door to the storage building (we use this door all of the time). We believe that these crystals may have developed approx. over one week or so. It may correspond with some spraying activity (which we get a lot of) over the past couple of weeks – some of our dogs have shown asthma-like symptoms, limping, and [Name withheld] has had headaches and breathing problems. Not sure why this crystal formation happened now – this particular ionizer has been in the same location for about 6-8 months.

If you wish, we could send you a sample (as you can see, we have a bunch). Maybe you could have them analyzed. Not sure where we could. The material feels dry and powdery – doesn't melt. Should not have any bio elements in it due to the ionization. Interestingly, the ionizer was still functioning although it's effectiveness may have been diminished.

I think our last contact with you was a couple of years ago. We still follow most of the contrail news and activity as we appear to be affected by it like many others. This incident is definitely a new phenomenon and we're honestly not sure if it's related. The one thing that sticks in our minds is that we have three other units running in our house which have not shown this – but these units are located in central positions in the house, as opposed to being located right near a door.

Please let me know if you are able to view the images and if you would like to have a sample of this "stuff".

Thanks for your time and attention. We appreciate all of the work that you have done.

Sincerely,

[Names withheld]"





Additional notes from the sender:

“Dear Clifford,



This is the first message I attempted to send. I do have some additional, corrected information.

As we discussed, the crystals, upon closer observation, do not act like a salt. These were precipitated on the plate of the ionizer in the air conditioned (68 – 70 degrees F) storage building. After dumping out the material to collect it, I proceeded to clean the ionizer as usual – usually to remove dust and fine particles that build up. Took it outside to blow it out with "canned air" – typically used to clean keyboards, etc. (this stuff is a compressed 1,1,1 tetraflouroethane with dimethyl ether – comes out cold). As soon as the "air" stream hit the residual material, it liquefied on contact. Not sure if it was the mechanical force of the air, or warm, entrained air pulled into the stream. I put some between my fingers, and it melted. At this point the ionizer was a mess, and I put it back inside of the air conditioned house to clean it later. Several hours later, when I came back to clean it, the liquefied stuff appeared to have re-hardened. I later had to clean it off with Windex instead of a dry paper towel as usual. This stuff reminds me of glycerol monostearate, or some type of separate compound. It's greasy/slick – like a highly refined fat or atactic monomer. Stearates are typically used as lubricants in processing polymers. All ionizers have an initial filter which traps some dust, etc. prior to air entering the chamber. It was noted that there was no crystal formation on the filter – indicating that the material was probably suspended in air – maybe as a smoke or fog – and typically passed through the filter and condensed on the charged plate. Again, this ionizer is located right by the door of the storage building, however I thought of something else. Although it has the same overall capability of the other ionizers, it does have a major difference. The other ionizers have two plates each, where as this is a later model that has only one plate. I assume that twice the charge passes over the single plate, which could account for this ionizer having more concentrated power than the others. Hope that makes sense.

Again, to reiterate, we have been familiar with contrails, spraying, etc. since 1996. We have experienced sick and dying dogs during and after heavy spraying. [Name withheld] has been ill since then. We get hit practically every day here in [location withheld] on the western side of the [location withheld]. [Name withheld] has found floating fibrous strand masses, and after picking them up (melted in [his/her/ hand), became ill – usual chem trail sickness, coughing, loss of breath, joint pains. We have also undergone periods of strange mushroom/fungus formation – puff balls the size of basketballs – no kidding.

We will have the sample sent vial FedEx or UPS overnight. We will attempt to keep it cold. Will email the tracking number to you.

That's it for now.

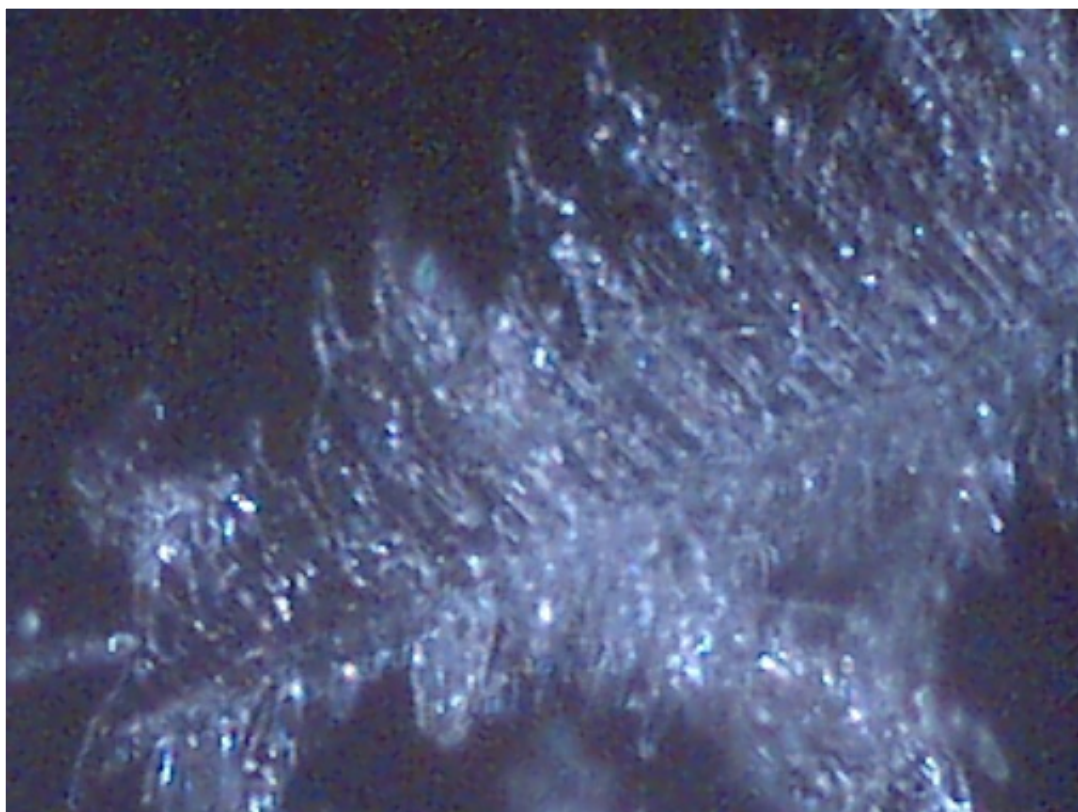
Please keep in touch – call or email if you have any other questions.

Best regards,

[Names withheld]"

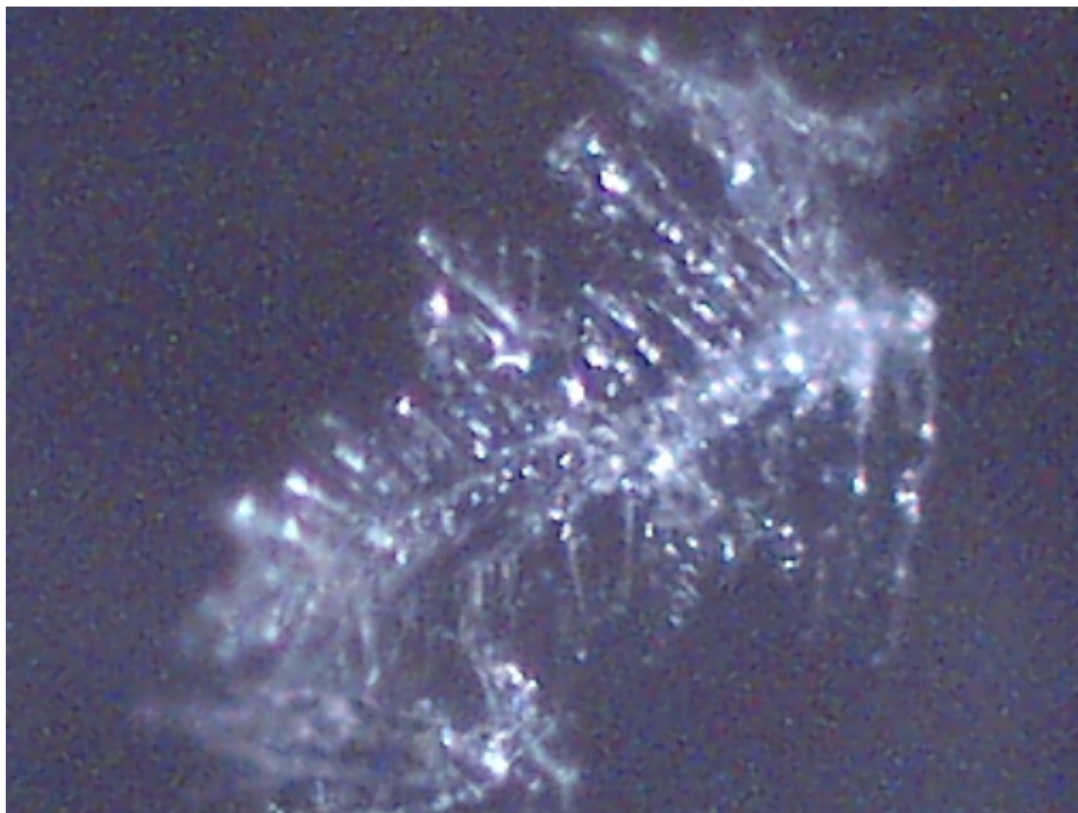


**Crystalline Sample From Ionizer**  
**Water Soluble**  
**Magnification 200x**



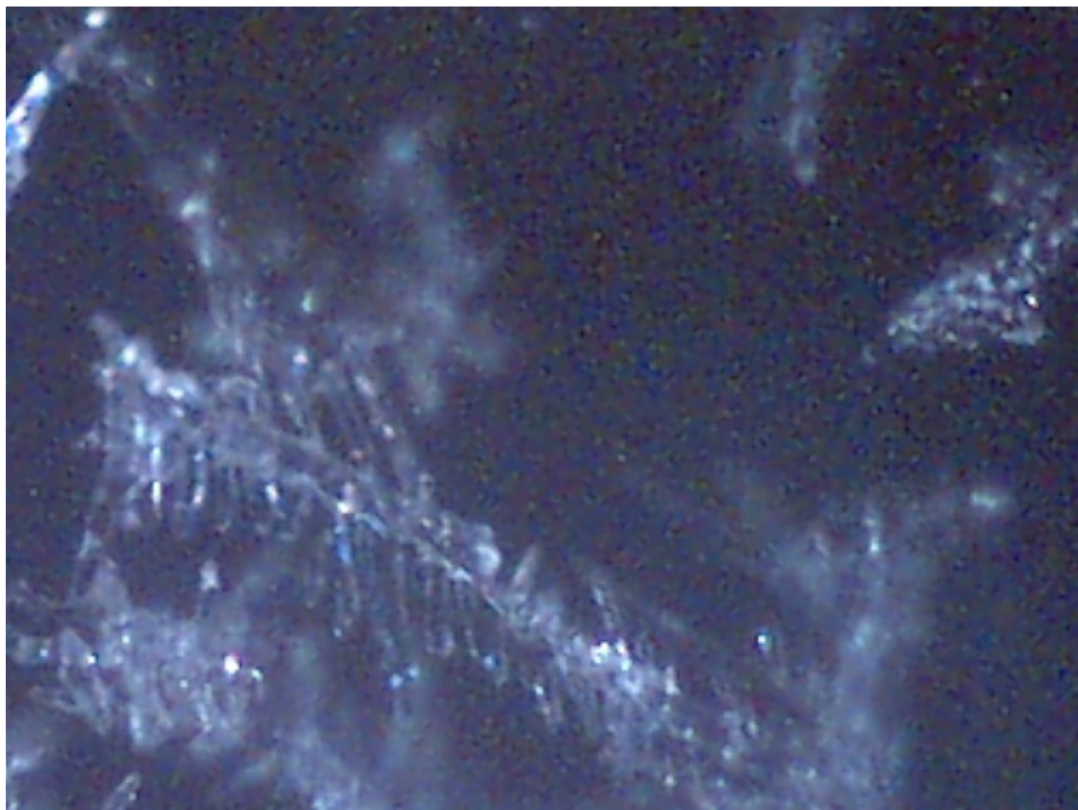
**Crystalline Sample From Ionizer**

**Water Soluble**  
**Magnification 200x**




**Crystalline Sample From Ionizer**  
**Water Soluble**  
**Magnification 200x**





**Crystalline Sample From Ionizer**  
**Water Soluble**  
**Magnification 200x**



**Crystalline Sample From Ionizer**

**Water Soluble**  
**Magnification 200x**

## THE WAISTLINE OF ROTATION

Sep 14, 2003

### THE WAISTLINE OF ROTATION

Clifford E Carnicom

Sep 14 2003

A decrease in the rotational rate of the earth is expected to increase the equatorial radius of the earth. This postulate can be demonstrated by two different methods. The first of these examines the kinetic energy and inertial momentum of the earth as it relates to differentials, and the second will examine the problem from the viewpoint of conservation of angular momentum. It can be shown that the results expected are similar in each case, where a change of one second per year in the rotational rate of the earth leads to an expected increase in the earth's radius of approximately 4 to 8 inches. Greater changes in the rotational rate (current observations support a change of 12 seconds per year) result in correspondingly greater changes in the equatorial radius of the earth.

In conjunction with anomalous variations in time that are currently being reported, there is the recollection of a popular science article published by CNN on August 7, 2002 entitled, [Earth's Waistline Could Be Expanding](#). This account summarizes an article published in Science magazine in that same week, where the following excerpts from the CNN article are provided as follows:

"The Earth's gravity field has bulged more in the middle in the past four years and scientists suspect that the same is true for the planet itself."

"The researchers say neither rising global sea levels nor faster glacial ice melting could produce such a sharp change in the gravity field measurements. Something else is moving mass from the high latitudes to the low latitudes nearer the Equator, causing a suspected bigger bulge around the middle".

"While understanding the precise shape of our planet and its gravity field may seem like esoteric endeavors, the data could have a profound impact on everything from weather forecasting to agriculture to making sure there is enough fresh water to support life."

It will be of further interest to examine the magnitude of this change within contemporary ellipsoid models that incorporate this latest data, and as it is reported in the Science journal. It is also of interest that the earth change recorded is noted primarily within the last four to five years; readers may also wish to be aware of the anomalous time measurements over this same period as recorded in the earlier articles, [Time](#), [Time To Start Watching Time](#) and [Time, Energy and Earth Changes](#).

The question of rotational rate change as it corresponds to earth shape changes is to be equally considered, as there now is observational data available to support the existence of both. In addition to these considerations, a discussion [has been provided](#) on the expected tremendous kinetic energy changes (and expected geophysical changes that result) associated with small changes in the earth's rotational rate, i.e., time.

Additional fields that are under further examination include the magnetic field of the earth, either natural or affected artificially, the gravity field and the atmospheric pressure of the earth. The

current work assumes a homogeneous sphere as a first approximation to the problem.

The remainder of this article is mathematical in nature, and will be provided below to those with a further interest.

---

Let us examine the differential method first.

The kinetic energy of the rotating earth can be approximated as<sup>1</sup>:

$$KE_r (\text{approx}) = (1/5) * m * R^2 * w^2$$

where  $KE_r$  represents the kinetic energy of the rotating earth in Joules,  $m$  represents the mass of the earth in kilograms,  $R$  is the radius of as assumed spherical earth in meters, and  $w$  is the rotational rate of the earth in radians per second.

Let us solve this form for  $R$ :

$$R^2 = (5 * KE_r) / (m * w^2)$$

or

$$R = ((5 * KE_r) / (m * w^2))^{1/2}$$

therefore:

$$dR / dw = (1/2) * ((5 * KE_r) / (m * w^2))^{-1/2} * (-2) * ((5 * KE_r) / m) * w^{-3}$$

or in differential form:

$$dR = ((-5 * KE_r) / (m * w^3)) * ((5 * KE_r) / (m * w^2))^{-1/2} * dw$$

and substituting the values previously established<sup>2</sup>, where

The mass of the earth is approximately 5.98E24 kg.

The mean radius of the earth is approximately 6371km.

The rotational rate of the earth,  $w (\text{approx}) = 7.272\text{E-}5 \text{ rad / sec.}$

$KE_r (\text{approx}) = 2.567\text{E}29 \text{ Joules.}$

and  $dw$  in this case will the rotational rate change corresponding to a time change (decrease) of one second in one year:

$$dw = -(1/365) * (1/86400) * 7.272\text{E-}5 \text{ rad / sec.}$$

or

$$dw = -2.306\text{E-}12 \text{ rad / sec.}$$

this results in:

$$dR = -5.581E17 * (1.57E-7) * -2.306E-12 \text{ rad /sec.}$$

leads to

$$dR = .202 \text{ meters}$$

or

$dR = 8$  inches (approximate) increase corresponding to a one second time differential within one year.

Increases in time differentials beyond one second per year will lead to corresponding increases in the earth radius. Note: current observations indicate a time differential of approximately 12 seconds per year.

For the second method of estimating the increase in the radius of the earth that corresponds to a decrease in the rotational rate, let us use the principle of conservation of angular momentum. The reader is referred to problem number 341 of Fogiel<sup>3</sup> for the necessary background in the formulation of this approach.

In our case, we are led to:

$$w_f = w_o / ( 1 - ( dx\% / 100 ) )^2$$

where  $w_f$  is equal to the decreased angular velocity,  $w_o$  is the original angular velocity, and  $dx\%$  is the change in the radius of the earth in terms of per cent.

or

$$dx\% / 100 = 1 - (w_o / w_f)^{1/2}$$

And if we again let  $dw$  correspond to a change of one second in one year, we have

$$w_f = w_o - dw$$

$$\text{where } w_o = 7.272E-5 \text{ rad / sec.}$$

and

$$w_f = 7.272E-5 \text{ rad/sec} - 2.306E-12 \text{ rad /sec.}$$

then

$$w_f = 7.27199769E-5 \text{ rad / sec.}$$

then

$$dx\% / 100 = 1.59E-8$$



and the change in the radius of the earth will be:

$$dR = R * (dx\% / 100) = 6371E3 \text{ meters} * 1.59E-8 = .101 \text{ meters} = 4 \text{ inches (approximate)}.$$

We are therefore led to a similar result as with the differential approach, with an estimated range of 4 to 8 inches increase in the equatorial radius per second per year. Any corrections will be made to this paper as is appropriate in the future.

Clifford E Carnicom  
Authored at Jemez Falls, NM  
Sep 14 2003

#### References:

1. Clifford E Carnicom, *Time, Energy and Earth Changes*, [Time, Energy and Earth Changes](#), 2003.
2. Carnicom, 2003.
3. Dr. M. Fogiel, *Problem Solvers Physics*, (Research and Education Association, 2000), 344.

**Oct****MICHIGAN PRESENTATION: AEROSOL OPERATIONS AT NORTHERN MICHIGAN UNIVERSITY****Oct 6, 2003****MICHIGAN PRESENTATION**

**A presentation on the aerosol operations will be given by Clifford E Carnicom at Northern Michigan University in Marquette, Michigan on Monday, October 6th, 2003 from 6:30 to 9:30 PM.**

**The presentation will be at the Michigan/Huron Room.**

**There is no charge for admission.**

**Call 906.226.7525 in Marquette or Dave Peterson at 970.618.2812 for more information.**

## TIME & ROTATION CHANGES SUSTAINED

Oct 25, 2003

### TIME & ROTATION CHANGES SUSTAINED

Clifford E Carnicom

Oct 25 2003

Careful measurements and extensive statistical analysis have been conducted for 110 days in an effort to determine if anomalous variations in time exist. These variations, if they are demonstrated to exist, translate directly into anomalous variations in the rotational rate of the earth. This project is ongoing and requires extensive data to evaluate any hypotheses that are currently under examination. A limitation on the quality of timepieces available inhibits a more direct and ready interpretation of the data under collection. Atomic time systems of the highest order, if available, would facilitate the process. Independence from claimed authoritative sources of data is now also required.

This report remains of a preliminary nature. Eight quartz clocks currently comprise the timekeeping system, and additional clocks will continue to be incorporated into the measurement system. Two to three months of additional data beyond that which has been collected will likely determine if the project remains warranted.

This paper is to provide notice that all data collected thus far during the last four months continues to support the existence of anomalous time variations, and subsequently, anomalous earth rotational changes. Efforts are now directed towards the detection of an acceleration component (actually, a deceleration). All data collected thus far continues to support the hypothesis of the existence of the slowing of the rate of rotation of the earth.

The act of data collection and analysis requires patience. Extensive data is required for the proper analysis of the problem. Although this report remains preliminary, a bias of an acceleration (deceleration) is under analysis at this time.

Small changes in time will translate to large changes in the kinetic energy of the earth. One second of time change per year corresponds roughly to the energy contained within all of the fossil fuels of the earth. Data under collection and analysis indicates that a significant multiple of the historical level of approximately one second per year may now be occurring. This indicates the prospect of significant energy and subsequent geophysical changes occurring in future times.

Readers may also wish to be aware of the anomalous time measurements over this same period as recorded in the earlier articles, [Time](#), [Time To Start Watching Time](#) and [Time, Energy and Earth Changes](#), and [The Waistline of Rotation](#).

## THE THEFT OF SUNLIGHT

Oct 25, 2003

### THE THEFT OF SUNLIGHT

Clifford E Carnicom

Oct 25 2003

Measurements have recently been taken with a calibrated photometer to measure the reduction in intensity of sunlight that occurs as a direct result of heavy aerosol operations<sup>1</sup>. These measurements show a rapid reduction in the transmission of sunlight from a value of 97% on a “clear day” to the lower level of approximately 80% during the early stages of heavy aerosol operations. These measurements have been taken to coincide with the photographs below that show the aircraft aerosol trails systematically increasing the extent of the aerosol bank.

**Rather than reducing the temperature of the earth and lower atmosphere, the aerosol operations commonly have the opposite effect of increasing temperature and aggravating, if not inducing drought conditions. This is a result of a combination of factors, including the specific heats of the elements involved as well as the hygroscopic properties of the aerosols. Physical and chemical analysis of the aerosol dynamics will lead to the expected observations of increased temperature, decreased moisture and an increase in winds. The absorption and displacement of this solar energy into environmental, military, biological and electromagnetic operations represents a theft of the natural and divine rights of the inhabitants of this planet. These are only preliminary effects upon the local and regional environments; longer term and more serious impacts upon the biosphere have been, are now and will become evident.**



**“Working the Aerosol Bank”**

Santa Fe NM Oct 22 2003 0930



**“Working the Aerosol Bank II”**

Santa Fe NM Oct 22 2003 0930

(lens flares also visible in this photograph)



**The Descent of the Aerosol Banks to Ground Level**

A View from Santa Fe Towards Albuquerque on a “Clear” Day

Expected visibility in clear desert skies is approximately 90-120 miles

However, the Ortiz Mountains (closest range) visible in photograph are only approximately 15 miles distant from the observer.

1. Forest M. Mims III, Sun and Sky Monitoring Station and Manual, Radio Shack, 2003

## THE OCTOBER SOLAR STORM

Oct 25, 2003

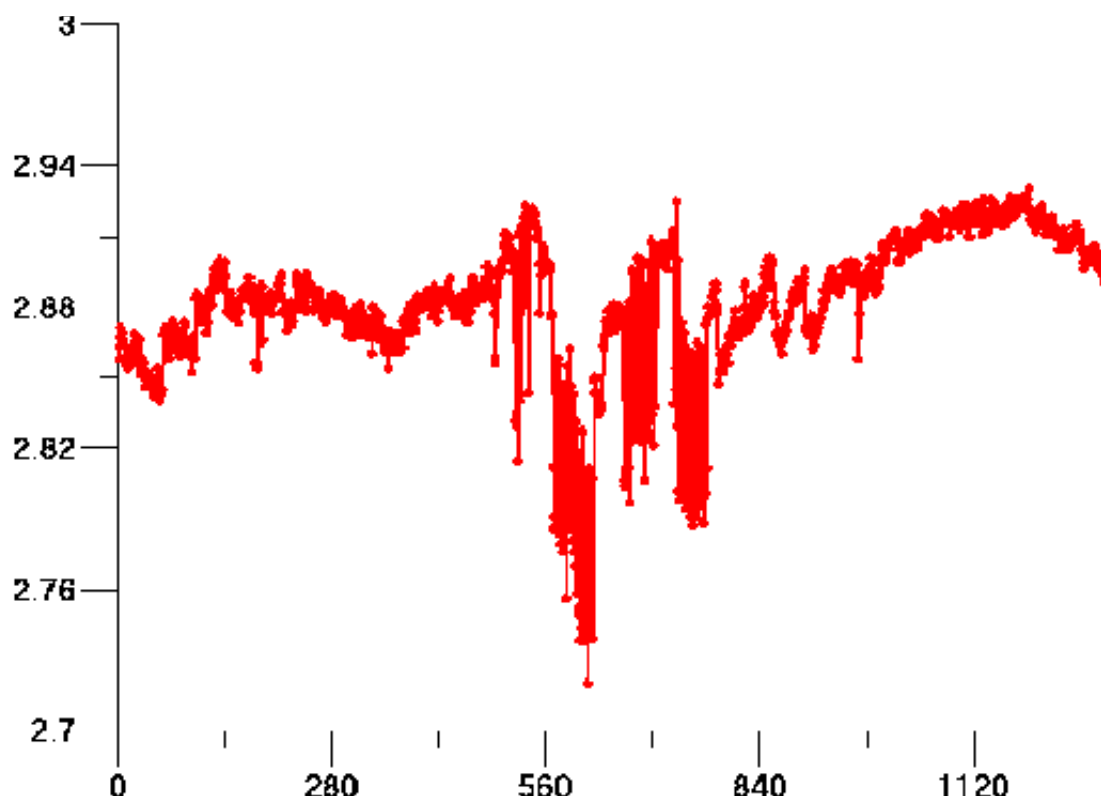
### THE OCTOBER SOLAR STORM

Clifford E Carnicom

Oct 25 2003

There appears to be a correspondence between the magnitude of magnetic disturbance that results from an extreme solar storm and the magnitude of apparently artificial ELF-VLF pulse data that has been previously recorded by this researcher. This indicates that any artificially generated pulsed data that has been recorded by this same magnetometer, as is shown below, may also be acting on a global level. The role of the aerosols and the HAARP facility and the propagation of ELF-VLF energy, as is referenced in [Magnetics, Aerosols & VLF](#) should also be a consideration in the comparison which is made below.

The first graph below shows the extreme variation that occurred in the local magnetometer data collected at this site on October 24 2003 during one of the most momentous solar storms of recorded history. The energy that is shown in this graph was produced by an X class solar flare which had the potential to seriously affect military and communication systems around the globe. Observations were collected at one minute intervals, and the greatest activity is evident over an interval of approximately 6 hours.



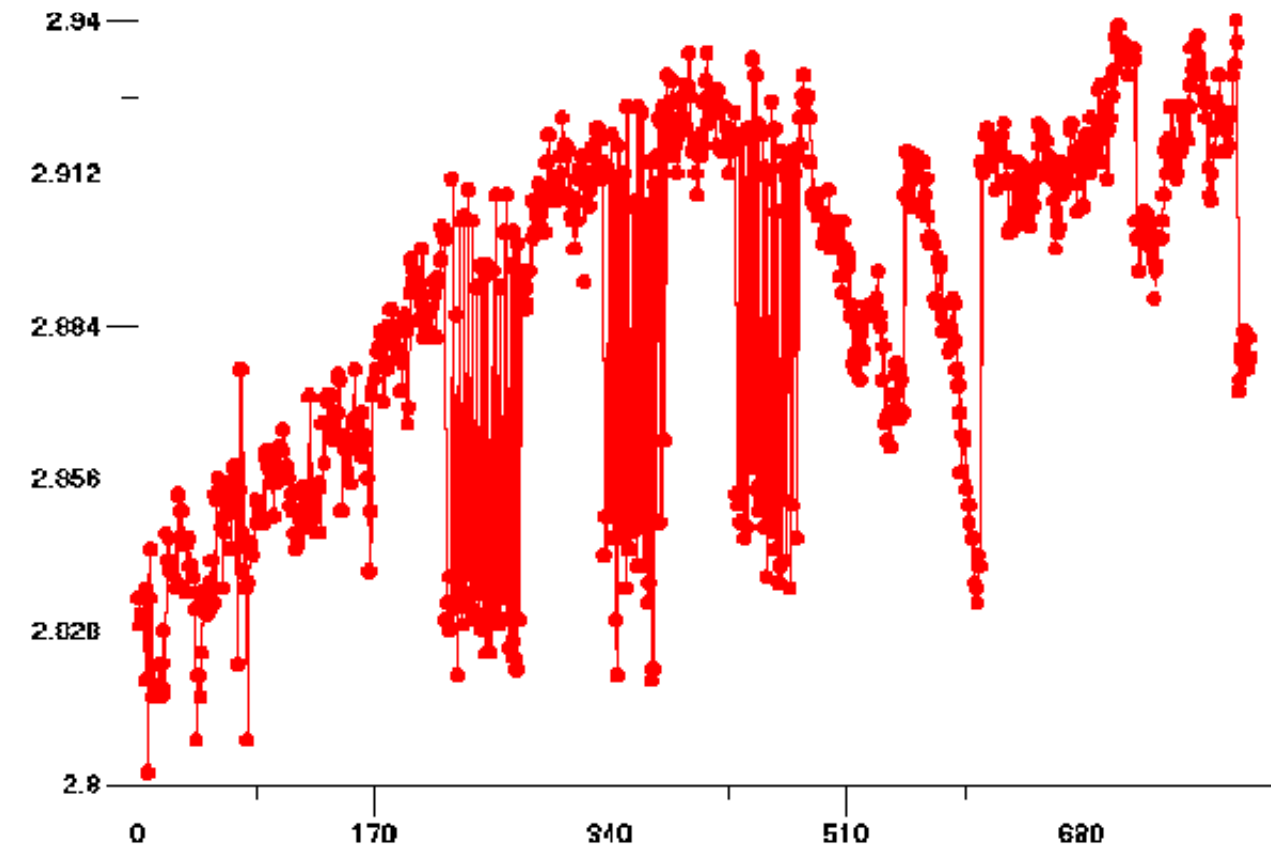
Magnetometer Plot of Solar Storm of Oct 24 2003

Y Axis is Voltage

X Axis is Observation Number (1 observation per minute)

The reader should also observe the extreme anomalous magnetometer data also recorded below on April 05, 2003. The description of this data and the association with observed aerosol banks is

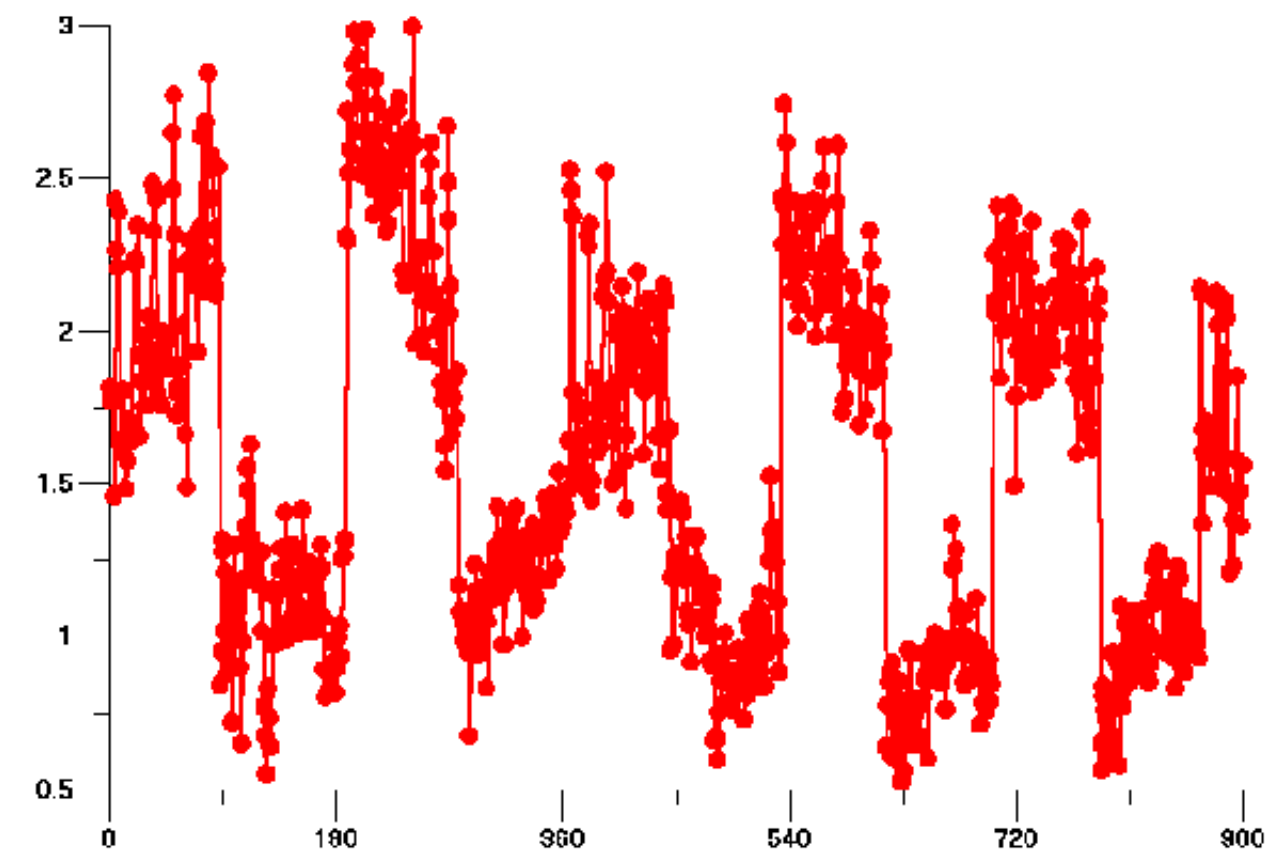
provided on the page entitled [Magnetics, Aerosols & VLF](#). It will be noticed that the magnitude of the pulsed and apparently artificial data shown below is on the same order as that which results from the extreme solar storm recorded above. The reader may also wish to review the HAARP Executive Summary referenced on this same page which makes note of the use of pulsed ELF-VLF propagation within that facility.



Magnetometer Pulse Data Logged 040503 at approx. 0845-2210  
X Axis : Observation No. (1 per minute)  
Y Axis : Volts

The graph below clearly shows what appears to be artificially pulsed data recorded in the Very Low Frequency (VLF) range on this same date of April 05, 2003.





VLF Pulse Data Logged 040503 at approx. 1207-1225

X Axis : Observation No. (1 per second)

Y Axis : Frequency in KHz.

**Nov**  
**SANTA FE PRESENTATION**

Nov 1, 2003

**SANTA FE PRESENTATION**

**A presentation on the aerosol operations will be given by Clifford E Carnicom in Santa Fe, New Mexico on Saturday, November 1st, 2003 from 7:00 to 9:15 PM. A short segment on the health aspects of the aerosol operations will be given at the conclusion of the presentation. A question and answer period will follow.**

**The presentation will be at 2 Cagua Road in Eldorado.**

**There is no charge for admission.**

**Additional information and directions can be obtained from Susan Junta at (505) 466-0155.**

## DECELERATION CONTINUES

Nov 8, 2003

### DECELERATION CONTINUES

Clifford E Carnicom

Nov 08 2003

Edited Nov 14 2003

A detailed statistical analysis of time over a period of four months continues to support the hypothesis of an earth in a state of deceleration. The magnitude of the deceleration, if confirmed, is sufficient to anticipate unusual geophysical activity in the foreseeable future.

The magnitude of the deceleration is currently best estimated at approximately 0.3 milliseconds per day. Any deceleration component of rotation of the earth is to be regarded with the greatest of interest, as an apparent small acceleration (deceleration) will result in significant velocity differentials and accumulated time differentials over a relatively short period of time if sustained. A deceleration component of 0.3 milliseconds per day will result in a velocity change of approximately 0.1 seconds per day at the end of a one year period. This same deceleration component would lead to an accumulated difference of approximately 20 seconds of time after a one year period. These are phenomenal magnitudes relative to any historical basis that is available.

Small changes in time will translate to large changes in the kinetic energy of the earth. One second of time change per year corresponds roughly to the energy contained within all of the fossil fuels of the earth. Data under collection and analysis indicates that a significant multiple of the historical level of approximately one second per year may now be occurring. This indicates the prospect of significant energy and subsequent geophysical changes occurring in future times.

Further data that is accumulated with additional timepieces over a greater interval of time will continue to clarify the findings that are under examination. The independent time system now consists of 14 quartz clocks with measurements on a regular basis. The deceleration bias that is under detection remains thus far regardless of the subset of timepieces examined or of the interval over which a constant rate of rotation is assumed.

Readers may also wish to be aware of the anomalous time measurements over this same period as recorded in the earlier articles, [Time](#), [Time To Start Watching Time](#), [Time, Energy and Earth Changes](#), [The Waistline of Rotation](#), and [Time and Rotation Changes Sustained](#).

Additional notes related to the computation of time differences are presented below.

---

The following table presents an example spreadsheet statistical analysis of an independent timekeeping system using 8-14 quartz clocks over a four month period. The column descriptions and weighting functions will be described in more detail below.

**DEMOCRACY NOW! : BEYOND RETICENCE**

Nov 26, 2003

**DEMOCRACY NOW! : BEYOND RETICENCE****Jul 22 2004**

(formerly entitled)

**THE RETICENCE OF DEMOCRACY NOW!****An Editorial****Clifford E Carnicom****Nov 26 2003****Additional Note on Jul 22, 2004:**

This page has now been added to the public record of [Official Responses](#).

**Additional Note on Jun 25, 2004:**

Numerous additional contact efforts by a variety of independent sources have been made to Ms. Amy Goodman since this editorial was written. They include calls, correspondence, emails and media contacts to the administrative staff of *Democracy Now!*, KPFK, or to Ms. Goodman directly. No public response from Amy Goodman or from *Democracy Now!* is known to have occurred from these requests. Citizens are asked to extend this appeal to *Democracy Now!* and to Ms. Amy Goodman on behalf of the public interest. CEC

Certain news and media organizations, by virtue of their reputation and public service, have assumed a prominent role in investigating the critical issues of our times. The *British Broadcasting Corporation* (BBC), for example, is accepted by many to provide impartial investigative journalism that has served the public interest well for decades. There are few news organizations that can now rightfully make the claim toward fulfilling journalistic integrity, and many of these have now been branded as the "alternative" media. This so-called "alternative media" now exists as the core of responsible journalism in this country.

One other journalistic service that is known to seek disclosure on critical issues is that of *Democracy Now!*, with Ms. Amy Goodman as the spearhead journalist.

*Democracy Now!* (with a personal direct appeal to Ms. Goodman), has been contacted on three occasions during the past few months by two independent parties with a request to investigate the aerosol issue. No response of any kind has followed these appeals. No rationale for refusal of coverage on the aerosol issue has been relayed. No evaluation of the seriousness of the issue has been offered. In short, there is to date, no response.

*Democracy Now!* certainly maintains the rights and privileges of editorial purview, and these limits are respected. It will be of benefit to the public, however, if *Democracy Now!* will offer their assessment of the appropriateness of coverage on the aerosol issue. The emphasis upon political subjects within the broadcast of *Democracy Now!* may be an unknown factor in the reticence that has been exhibited. A thoughtful examination of the aerosol issue, however, will reveal implications that extend far beyond any boundaries of environmental effect alone.

**My hope remains that the aerosol issue will be investigated in suitable depth by the staff of this organization, and that appropriate disclosure and discussion on behalf of the public shall occur.**

**In due order, the response (or lack of response) by *Democracy Now!* will be added to the record. Readers may wish to review a partial list of this history on the page entitled [Official Responses](#).**

There remains the hope that the few remaining true journalists will respond with legitimate questions when prompted with a significant body of evidence to support the investigation and coverage of an issue.

Clifford E Carnicom

Nov 26 2003

## RESEARCH TRENDS AND APPEALS

Nov 26, 2003

### RESEARCH TRENDS AND APPEALS

Clifford E Carnicom

Nov 26 2003

Edited Dec 02 2003

Research into the aerosol operations is currently focused upon the geophysical energy implications of a changing earth momentum, solar energy influx and artificial energy sources of great magnitude, such as the HAARP (High Frequency Active Auroral Research Program) facility. Attention is devoted to the examination of primary geophysical fields of the earth, including but not limited to kinetic energy, mass, gravitation, atmospheric and magnetic changes and their potential association with the aerosol operations. The impact of such energy changes and sources upon biological systems must also be examined.

There is an equivalence of energy levels between the HAARP facility and that which results from high solar storm activity. This finding affirms the proposition that the HAARP facility is expected to have a global impact upon the energy state of the earth.

The consequences of directed biological operations upon the populace must also be considered as an element of legitimate concern and alarm.

Limited time and resources are available to conduct the necessary studies and proposals for research. Certain studies require extended time and effort to complete. Work is conducted and presented to the public as circumstances permit.

High level research and activism in numerous scientific and social disciplines by independent professionals (e.g, medicine, health, biology, microbiology, chemistry, biochemistry, genetic engineering, nuclear physics, quantum physics, plasma physics, astrophysics, geophysics, electromagnetics, electrical engineering, meteorology, environmental testing, international law, media, journalism, funding and investment, non-profit administrators, marketing, international lobbyists and political activism, international law and advocacy, etc.) acting on behalf of the public interest at a national or global level remains under solicitation.

It is expected that governmental services should fulfill the majority of the above requirements when a case for environmental and biological peril exists; the current state of affairs demonstrates an abysmal failure of governments to serve that duty. It is therefore required that independent, private and non-profit interests assume that role. It is not wise to think that unlimited time for organization of these efforts exists, and that there will be no consequence if the operations do not cease.

Clifford E Carnicom

Nov 26 2003

## Dec PRELIMINARY FINDINGS

Dec 13, 2003

### PRELIMINARY FINDINGS

Clifford E Carnicom

Dec 13 2003

Edited Dec 17 2003

### CORE TRANSLATIONS:

			
SPANIS	FRENCH	GERMA	
H		N	

A summary of preliminary findings is presented; adequate time for full presentation and documentation of efforts does not exist at this time. The focus of current research is upon the geophysical and energy implications of the aerosol operations.

Analysis of time deviations over a five month period continues to indicate the very real possibility of a decrease in the rotational rate of the earth. An analysis of historical data from the U.S. Naval Observatory and the International Earth Rotation Service justifies the pursuit of this topic. The variations within the historical data are statistically significant to an extremely high level. More recent research indicates not only the possibility of a measurable deceleration component, but of a non-linear component as well. The prospect of a increasing deceleration component is therefore under serious consideration, and it remains supported by all independently available data from this researcher. Small changes in time will translate to large changes in the kinetic energy of the earth, and geophysical events of greater magnitude and disturbance are expected as a result. The data indicates the possibility of increasing differences of time (rotational vs. atomic standards) with projected geophysical effects.

Initial investigations have been conducted on historical Schumann frequency data. The data indicates an increase in this frequency over the recent period of several years that has been examined. Popularly circulated stated changes of the Schumann frequency on the order of several hertz appear to be completely unsubstantiated. Changes on the order of a fraction of a hertz from a reference value of approximately 7.8Hz are realistically under consideration. The literature shows a measured relationship between changes in Schumann frequency and the electron density of the ionosphere. A reasonable interpretation of the increase in the Schumann frequency results from an increase in electron density of both the atmosphere and the lower atmosphere as a primary objective of the aerosol operations. A conservative first estimate of the increase in electron density is on the order of 8% over the last five years; small changes in electron density dramatically alter the electromagnetic characteristics of a plasma. The remarkable electromagnetic properties of the ionosphere are evidence of that fact.



Energy levels of the HAARP facility act a level commensurate with solar storms. It is expected that the HAARP facility can therefore effect a global geophysical impact, including both electron density and energy state changes of the ionosphere and atmosphere.

Increased solar energy, e.g., from solar storms, and increased moisture are expected to enhance the intended effects of energy accumulation of the aerosol operations. The onset of operations in a particular region appear often to be predictable from the consideration of these and other factors, including aerosol concentration levels.

Changes in mass and kinetic energy are related through the equations of special relativity. Changes in mass will have an effect upon the gravitational field. Expected changes in the gravitational field from historical kinetic energy changes alone appear to be too low for detection with customary instrumentation by a factor of approximately 1 in 100,000. At a conceptual level, a decrease in the rotational rate of the earth is expected to produce a decrease in the gravitational field. Dimensional changes in the earth and mass displacements may act at a measurable level; GRACE satellite data may be a useful source of information for continued analysis.

Atmospheric pressure is expected to decrease, although the level of detection by instrumentation remains in question.

The expected increase in the radius of the earth as a result of decreasing angular momentum of the earth has previously been discussed.

There appears to be a strong relationship between the mass of a body, the angular velocity and the magnetic field strength at a macroscopic level. The foundation of this study indicates that the magnetic field strength is (commonly to one order of magnitude) proportional to the product of the mass and the square of the angular velocity of that body. The study is based upon data available from solar system measurements. This initial examination opens many prospects for the consideration of relationships between mass, gravity, magnetism, electromagnetics, velocity, momentum and kinetic energy, relativity dilations and quantum physics. The origin of ferromagnetism as a direct result of electron spin can not be ignored in conjunction with this finding. The general principle of magnetism as a result of mass in motion is also a derivative of this result. The magnetic field of the earth is expected, therefore, to continue to decrease with any decrease in the rotational rate of the earth.

Magnetic field variation in correspondence with solar flux variation appears to be easily measurable with fairly simple equipment. The variation with respect to aerosol operations, ELF-VLF propagation and astronomic events such as eclipses remains difficult to quantify.

Unusually high levels of ferromagnetism appear to be evident. The simulation of the conditions that best appear to reproduce this result include the removal of the ferromagnetism through heat, and the subsequent exposure of the material, e.g., steel, to high level magnetic fields. Artificial magnetic fields are a consideration in that result.

An estimate of the decline in the earth's magnetic field strength as a function of a decrease in the earth's rotational rate has been developed. Computations from the relationship indicate that this decline in magnetic field strength is a measureable amount, even by historical rates of changes in the earth's rotational rate. If the rotational rate declines beyond historical standards, the magnitude only makes this decline in magnetic field strength easier to detect. An estimate as to when the magnetic field strength declines to zero is also available from the relationship that

has been developed.

A relationship between the decline in magnetic field strength with respect to a decline in the gravity field has also been developed at a first level of approximation. The magnitude of this change does not appear to be measurable.

A hypothesis of a fundamental geophysical motive of the aerosol operations does remain under serious consideration. The fundamental question exists as to whether or not it is feasible that the aerosol operations could affect the kinetic energy state of the earth. A mechanism of energy interaction is under review at this time. An examination of the energy density of a plasma, applied to the earth's atmosphere and ionosphere in particular, underlies the physics of this study. Analysis does indicate that is feasible to consider the prospect of an energized atmospheric plasma that exceeds the energy quota from kinetic energy changes in the earth. One method for increasing the energy state of the plasma involves the slow modulation of a high-frequency wave within the plasma, with the fundamental factor of influence being the ratio of the square of the plasma frequency to the square of the modulated frequency. Continued measurements support the existence of omnipresent ELF propagation at multiples of 4Hz. The fundamental objectives and methods of the HAARP facility can not be ignored in this analysis. A central question which remains is that of energy conversion efficiency; current analysis indicates that a conversion efficiency on the order of  $10^{-6}$  (first estimate) is required between any kinetic energy changes of the earth and kinetic energy accumulated within the plasma of the atmosphere/ionosphere with an approximate plasma frequency of 3MHz modulated with ELF at 100Hz.. For interest sake, the conversion efficiency of the HAARP facility for ELF propagation is stated to be on the order of  $10^{-8}$ . An analysis of the time data indicates that a failure of affecting the kinetic energy state of the earth remains in effect, if indeed this exists as one viable motive of the aerosol operations,

All previously discussed applications of the aerosol operations, including environmental control, biological operations, electromagnetic operations, military operations and geophysical considerations remain substantiated with the research that has been conducted.

The consideration of directed biological operations upon the populace remains paramount. All factors discussed on this and previous pages act in a cumulative sense. There is no implied or stated act or motive of benevolence to the general human population within this research presentation.

Clifford E Carnicom  
Dec 13, 2003  
Edited Dec 17, 2003

## Los HALLAZGOS PRELIMINARES

Dec 13, 2003

### Los HALLAZGOS PRELIMINARES

Clifford E Carnicom

El diciembre 13 2003

El diciembre redactado 17 2003

Un resumen de hallazgos preliminares se presenta; tiempo adecuado para la presentación y la documentación repletas de esfuerzos no existe en este tiempo. El foco de investigación actual está sobre el geofísico y las implicaciones de la energía de las operaciones de aerosol.

El análisis de desviaciones de tiempo sobre un cinco período de mes continúa indicar la posibilidad muy verdadera de una disminución en la tasa giratoria de la tierra. Un análisis de datoss históricos de los EE.UU. El Observatorio naval y el Servicio Internacional de la Rotación de la Tierra justifican el persecución de este tema. Las variaciones dentro de los datoss históricos son estadísticamente significativas a un nivel extremadamente alto. Investigación más reciente indica no sólo el possibility de un componente mensurable de slow down, pero de un componente no lineal también. La perspectiva de un componente creciente de slow down es por lo tanto bajo la consideración grava, y permanece sostenido por todos datoss independientemente disponibles de este investigador. Los cambios pequeños en el tiempo traducirán a cambios grandes en la energía cinética de la tierra, y de los acontecimientos geofísicos de la magnitud y el alboroto más grande se esperan como resultado. Los datoss indican la posibilidad de diferencias crecientes de tiempo (giratorio vs. normas atómicas) con efectos geofísicos proyectados.

Las investigaciones iniciales se han conducido en datoss históricos de frecuencia de Schumann. Los datoss indican un aumento en esta frecuencia sobre el período reciente de varios años que se ha examinado. Los cambios expresados popularmente circulados de la frecuencia de Schumann en la orden de varios hertzio aparecen ser completamente unsubstantiated. Los cambios en la orden de una una fracción de un hertzio de un valor de la referencia de aproximadamente 7.8Hz es prácticamente bajo consideración. La literatura muestra una relación medida entre cambios en la frecuencia de Schumann y la densidad de electrón de la ionosfera. Una interpretación razonable del aumento en la frecuencia de Schumann resulta de un aumento en la densidad de electrón de ambas la atmósfera y la atmósfera más baja como un objetivo primario de las operaciones de aerosol. Un conservador primero estimación del aumento en la densidad de electrón está en la orden de 8% sobre los últimos cinco años; los cambios pequeños en la densidad de electrón alteran dramáticamente las características electromagnéticas de un plasma. Las propiedades electromagnéticas notables de la ionosfera son la evidencias de ese hecho.

Los niveles de la energía de la facilidad de HAARP actúan un plano proporcionado con tempestades solares. Se espera que la facilidad de HAARP pueda por lo tanto realiza un impacto geofísico global, inclusive ambas densidad de electrón y cambios de estado de energía de la ionosfera y la atmósfera.

La energía solar aumentada, por ejemplo, de tempestades solares, y la humedad aumentada se espera mejorar los efectos destinados de la acumulación de la energía de las operaciones de aerosol. El comienzo de operaciones en cierta región aparece a menudo ser previsible de la consideración de estos y otros factores, inclusive niveles de concentración de aerosol.

Los cambios en la masa y la energía cinética se relacionan por las ecuaciones de relatividad especial. Los cambios en la masa tendrán un efecto sobre el espacio de gravitación. Los cambios esperados en el espacio de gravitación de cambios cinéticos históricos de energía aparecen sólo ser demasiado bajo para el descubrimiento con instrumentación de costumbre por un factor de aproximadamente 1 en 100,000. En un nivel conceptual, una disminución en la tasa giratoria de la tierra se espera producir una disminución en el espacio de gravitación. Los cambios dimensionales en los desplazamientos de la tierra y la masa pueden actuar en un nivel mensurable; los datos de satélite de GRACIA pueden ser una fuente útil de información para el análisis continuado.

La presión atmosférica se espera disminuir, aunque el nivel del descubrimiento por instrumentación permanezca en la pregunta.

El aumento esperado en el radio de la tierra como resultado de ímpetu angular disminuyente de la tierra se ha discutido previamente.

Allí aparezca ser una relación fuerte entre la masa de un cuerpo, la velocidad angular y la fuerza magnética del espacio en un nivel macroscópico. La base de este estudio indica que la fuerza magnética del espacio es (interfaz común de pasarela a una orden de la magnitud) proporcional al producto de la masa y el cuadrado de la velocidad angular de ese cuerpo. El estudio se basa sobre datos disponibles de medidas solares de sistema. Este examen inicial abre muchas perspectivas para la consideración de relaciones entre masa, la gravedad, el magnetismo, electromagnético, la velocidad, el ímpetu y la energía cinética, las dilataciones de relatividad y física de quantum. El origen de ferromagnetismo como un resultado directo de la vuelta de electrón no se puede ignorar en unión con este encontrar. El principio general del magnetismo como resultado de masa en el movimiento es también un derivado de este resultado. El espacio magnético de la tierra se espera, por lo tanto, para continuar disminuir con cualquier disminución en la tasa giratoria de la tierra.

La variación magnética del espacio en la correspondencia con la variación solar de flujo aparece ser fácilmente mensurable con el equipo bastante sencillo. La variación con respecto a operaciones de aerosol, los acontecimientos de la propagación y astronómico de DUENDE VLF tal como eclipsan permanece difícil de cuantificar.

Los niveles excepcionalmente altos de ferromagnetismo aparecen ser evidente. La simulación de las condiciones que aparecen mejor reproducir este resultado incluye la eliminación del ferromagnetismo por el calor, y por la exposición subsiguiente de la materia, por ejemplo, el acero, para nivelar alto los espacios magnéticos. Los espacios magnéticos artificiales son una consideración en ese resultado.

Una estimación de la decadencia en la fuerza magnética del espacio de la tierra como una función de una disminución en la tasa giratoria de la tierra se ha desarrollado. Los cálculos de la relación indican que esta decadencia en la fuerza magnética del espacio es una cantidad de measurable, aún por tasas históricas de cambios en la tasa giratoria de la tierra. Si la tasa giratoria rechaza más allá de normas históricas, la magnitud sólo hace esta decadencia en la fuerza magnética del espacio más fácil de discernir. Una estimación en cuanto a cuando las decadencias magnéticas de la fuerza del espacio para poner cero de a está también disponible de la relación que se ha desarrollado.

Una relación entre la decadencia en la fuerza magnética del espacio con respecto a una

decadencia en el espacio de la gravedad se ha desarrollado también en un primer nivel de la aproximación. La magnitud de este cambio no aparece ser mensurable.

Una hipótesis de un motivo geofísico fundamental de las operaciones de aerosol permanece la consideración abajo grava. La pregunta fundamental existe en cuanto a si o no es posible que las operaciones de aerosol podrían afectar el estado cinético de la energía de la tierra. Un mecanismo de la interacción de la energía es abajo revisión en este tiempo. Un examen de la densidad de la energía de un plasma, aplicado a la atmósfera de la tierra y la ionosfera en el particular, subyace la física de este estudio. El análisis indica eso es posible de considerar la perspectiva de un vigorizó el plasma atmosférico que excede el cupo de la energía de cambios cinéticos de energía en la tierra. Un método para aumentar el estado de la energía del plasma implica la modulación lenta de una onda de la frecuencia alta dentro del plasma, con el factor fundamental de la influencia es la razón del cuadrado de la frecuencia del plasma al cuadrado de la frecuencia modulada. Las medidas continuadas sostienen la existencia de la propagación omnipresente de DUENDE en múltiplos de 4 Hz. Los objetivos y los métodos fundamentales de la facilidad de HAARP no se pueden ignorar en este análisis. Una pregunta central que permanece es que de la eficiencia de la conversión de la energía; el análisis actual indica que una eficiencia de la conversión en la orden de  $10^{-6}$  (Primero estimación) es requerido entre cambios cinéticos de la energía de la tierra y la energía cinética acumulados dentro del plasma de la atmósfera/ionosfera con una frecuencia aproximada del plasma de 3MHz moduló con DUENDE en 100Hz. Para la consideración del interés, la eficiencia de la conversión de la facilidad de HAARP para la propagación de DUENDE se expresa para estar en la orden de  $10^{-8}$ . Un análisis de los datos de tiempo indica que un fracaso de afectar el estado cinético de la energía de la tierra permanece vigente, si verdaderamente esto existe como un motivo viable de las operaciones de aerosol,

Todas aplicaciones previamente discutidas de las operaciones de aerosol, inclusive el control de entorno, las operaciones biológicas, las operaciones electromagnéticas, las operaciones militares y las consideraciones geofísicas permanecen justificado con la investigación que se ha conducido.

La consideración de operaciones biológicas dirigidas sobre el pueblo permanece supremo. Todos factores discutidos en estas y páginas previas actúan en un sentido acumulativo. No hay el acto ni el motivo implicado ni expresado de la benevolencia a la población humana general dentro de esta presentación de investigación.

Clifford E Carnicom

El diciembre 13, 2003

El diciembre redactado 17, 2003

## DECOUVERTES PRELIMINAIRES

Dec 13, 2003

### DECOUVERTES PRELIMINAIRES

Clifford E Carnicom

Le décembre 13 2003

Le Décembre Edité 17 2003

Un résumé de préliminaire découvertes est présenté; suffisant temps pour plein présentation et documentation d'efforts n'existe pas en ce moment. Le d'actuel est sur le et énergie de l'aérosol .

L'analyse de déviations de temps par-dessus une cinq période de mois continue à indiquer la possibilité très réelle d'une diminution dans le taux de rotation de la terre. Une analyse de données historiques des Etats-Unis. Naval et le Terre Rotation justifie la poursuite de ce sujet. Les variations dans l'historique données sont statistiquee significatif à un extrêmement niveau supérieur. La recherche plus récente indique non seulement le possiblity d'une pièce de deceleration mesurable, mais d'une pièce non-linéaire aussi. La perspective d'une pièce de deceleration croissante est donc sous la considération sérieuse, et il reste soutenu par toutes données indépendamment disponibles de ce chercheur. Petit changements à temps traduira à grand changements dans le cinétique énergie de la terre, et géophysique événements de plus grand magnitude et dérangement sont prévu par conséquent. Les données indique la possibilité d'augmenter différences de temps (de rotation vs. atomique normes) avec projeté géophysique effets.

Les investigations initiales ont été dirigées sur les données de fréquence de Schumann historiques. Les données indiquent une augmentation dans cette fréquence par-dessus la période récente de plusieurs années qui a été examinée. Populairement affirmé changements de le sur l'ordre de plusieurs hertz apparaît être complètement unsubstantiated. Les changements sur l'ordre d'une une fraction d'un hertz d'une valeur de référence d'approximativement 7.8Hz est réalistement sous la considération. La littérature montre un mesuré entre changements dans Schumann et l'électron du ionosphère. Un raisonnable de l'augmentation dans le Schumann résulte d'une augmentation dans électron de l'atmosphère et le plus bas comme un primaire de l'aérosol . Un conservateur premier estimation de l'augmentation dans électron est sur l'ordre de 8% par-dessus le dernier de cinq ans; petit changements dans électron de façon spectaculaire altère l'électromagnétique caractéristiques d'un plasma. Le remarquable électromagnétique propriétés du ionosphère sont évidence de ce fait.

Energie du HAARP agit un égal proportionné avec solaire orages. Il est prévu que le HAARP peut donc effet un global géophysique impact, y compris et énergie déclarant changements du ionosphère et atmosphère.

Augmenté solaire énergie, par ex., de solaire orages, et augmenté humidité sont prévu embellir le projeté effets d'énergie de le . Le début d'opérations dans une région particulière apparaît souvent d'être prévisible de la considération de ces et les autres facteurs, y compris les niveaux de concentration d'aérosol.

Changements dans masse et cinétique est relaté par les équations de spécial relativité. Les changements dans la masse auront un effet sur le domaine gravitationnel. Prévu changements dans le gravitationnel domaine d'historique cinétique énergie seul apparaît être trop bas pour



détection avec coutumier instrumentation par un facteur d'approximativement 1 dans 100,000. A un niveau conceptuel, une diminution dans le taux de rotation de la terre est prévue de produire une diminution dans le domaine gravitationnel. Les changements A dimensions dans les déplacements de terre et masse peuvent agir à un niveau mesurable; les données de satellite de GRACE peuvent être une source utile d'information pour l'analyse continuée.

La pression atmosphérique est prévue de diminuer, bien que le niveau de détection par les reste d'instrumentation dans la question.

L'augmentation prévue dans le rayon de la terre par suite de diminuer l'élan angulaire de la terre a été précédemment discuté.

Là-bas apparaît être un fort entre la masse d'un corps, l'angulaire et le magnétique domaine A UN macroscopie . La fondation de cette étude indique que le magnétique domaine est (ordinairement à un ordre de magnitude) proportionnel au produit de la masse et le carré de l'angulaire vélocité de ce corps. L'étude est basée sur les données disponibles des mesures de système solaires. Cet initial ouvre beaucoup de perspectives pour la considération de rapports entre masse, gravité, magnétisme, électromagnétique, vélocité, élan et cinétique , relativité et quantique . L'origine de ferromagnétisme comme un résultat direct de rotation d'électron ne peut pas être négligé conjointement avec ce trouver. Le principe général de magnétisme par suite de la masse dans le mouvement est aussi une dérivée de ce résultat. Le domaine magnétique de la terre est prévu, donc, de continuer à diminuer avec n'importe quelle diminution dans le taux de rotation de la terre.

La variation de domaine magnétique dans la correspondance avec la variation de flux solaire apparaît d'être facilement mesurable avec l'équipement assez simple. La variation par rapport aux opérations d'aérosol, les événements de propagation d'ELFE-VLF et astronomique tel que les reste d'éclipses difficiles à quantifier.

Anormalement les niveaux supérieurs de ferromagnétisme apparaissent d'être évidents. Le simulation des conditions qui apparaissent reproduire mieux ce résultat inclut l'enlèvement du ferromagnétisme par la chaleur, et l'exposition subséquente du matériel, par ex., l'acier, au niveau supérieur domaines magnétiques. Artificiel magnétique domaines sont une considération dans ce résultat.

La force de domaine magnétique d'une estimation du déclin dans la terre comme le taux de rotation d'une fonction d'une diminution dans la terre a été développé. Les calculs du rapport indiquent que ce déclin dans la force de domaine magnétique est une quantité de mesureable, même par les taux historiques de changements le taux de rotation de dans la terre. Si le taux de rotation décline au delà des normes historiques, la magnitude fait seulement ce déclin dans la force de domaine magnétique plus facile à détecter. Une estimation quant à quand les déclins de force de domaine magnétiques à zéro sont aussi disponibles du rapport qui a été développé.

Un rapport entre le déclin dans la force de domaine magnétique par rapport à un déclin dans le domaine de gravité a été aussi développé à un premier niveau d'approximation. La magnitude de ce changement n'apparaît pas d'être mesurable.

Une hypothèse d'un fondamental géophysique motif de l'aérosol reste sous sérieux considération. La question fondamentale existe si ou ne ce pas est faisable que les opérations d'aérosol pourraient affecter l'état d'énergie cinétique de la terre. Un mécanisme d'interaction



d'énergie est sous la revue en ce moment. Un examen de l'énergie d'un plasma, appliqué à la terre et ionosphère en particulier, sous-tend la physique de cette étude. Analyse indique cela est faisable considérer la perspective d'un stimulé atmosphérique plasma qui dépasse l'énergie de cinétique énergie dans la terre. Une méthode pour augmenter l'état d'énergie du plasma implique la modulation lente d'une vague d'haut-fréquence dans le plasma, avec le facteur fondamental d'influence étant la proportion du carré de la fréquence de plasma au carré de la fréquence modulée. Les mesures continuées soutiennent l'existence de propagation d'ELFE omniprésente à multiples de 4Hz. Le fondamental objectifs et méthodes du HAARP ne peut pas être négligé dans cette analyse. Une question centrale qui reste est que d'efficacité de conversion d'énergie; l'analyse actuelle indique qu'une efficacité de conversion sur l'ordre de  $10^{-6}$  (Premier ) est exigé entre cinétique énergie de la terre et cinétique accumulé dans le plasma de l'atmosphère/ionosphère avec un approximatif plasma de 3MHz a modulé avec ELFE à 100Hz. Pour le bien d'intérêt, l'efficacité de conversion de la facilité de HAARP pour la propagation d'ELFE est déclarée pour être sur l'ordre de  $10^{-8}$ . Une analyse des données de temps indique qu'un échec d'affecter l'état d'énergie cinétique de la terre reste exécuté, si en effet ceci existe comme un motif viable des opérations d'aérosol,

Tout précédemment de l'aérosol , y compris écologique , biologique , électromagnétique , militaire et géophysique reste justifié avec la recherche qui a été dirigé.

La considération de dirigé biologique opérations sur le peuple reste suprême. Tous discuté sur et précédent agit dans un cumulatif . Là-bas est non ou affirmé acte ou motif de bienveillance au général humain population dans cette recherche.

Clifford E Carnicom  
Le décembre 13, 2003  
Le Décembre Edité 17, 2003

## EINLEITENDE FUNDE

Dec 13, 2003

### EINLEITENDE FUNDE

Clifford E Carnicom

Dec 13 2003

Redigiert Dec 17 2003

Eine Zusammenfassung einleitender Funde wird überreicht; angemessene Zeit für volle Vorstellung und Dokumentation der Bemühungen existiert zur Zeit nicht. Der Fokus von Strömung Forschung ist auf dem geophysischen und Energie Verwicklungen der Aerosolbetriebe.

Analyse von Zeit Abweichungen setzen über einem fünf Monat Periode fort, weiter die sehr wirkliche Möglichkeit einer Abnahme in der Umdrehungsrate der Erde anzuzeigen. Eine Analyse historischer Daten von den USA. FlottenSternwarte und der Internationale Erde Drehung Dienst rechtfertigt die Verfolgung dieses Themas. Die Veränderungen innerhalb der historischen Daten sind statistik bedeutsam zu einer äußerst hohen Höhe. Neuere Forschung zeigt nicht nur den possibility Bauteil eines meßbaren deceleration, aber von einem nicht-linearem Bauteil ebenso an. Die Aussicht ist Bauteil eines vermehrenden deceleration daher unter ernster Überlegung, und es bleibt unterstützt durch alle unabhängig verfügbaren Daten von diesem forschungs. Kleine Änderungen werden zu großen Änderungen in der kinetischen Energie der Erde rechtzeitig übersetzen, und geophysische Ereignisse größerer Größe und Störung werden demzufolge erwartet. Die Daten zeigt die Möglichkeit von Vermehrung Unterschiede der Zeit (umdrehungs gegen atomische Standards) mit voraussichtlichen geophysischen Wirkungen an.

Anfängliche Untersuchungen sind auf historischem Schumann Frequenz Daten geleitet worden. Die Daten zeigt eine Zunahme in dieser Frequenz über der neuen Periode von mehreren Jahren an, daß untersucht worden ist. Allgemein erscheint zirkulierte erklärte Änderungen der Schumann Frequenz auf der Reihenfolge von mehreren Hertz, vollständig unsubstantiated zu sein. Änderungen auf der Reihenfolge eines eines Bruchs von einem Hertz von einem Verweisung Wert ist von ungefähr 7.8Hz realistisch unter Überlegung. Die Literatur zeigt eine gemessene Beziehung zwischen Änderungen in Schumann Frequenz und der Elektron Dichtheit des Ionosphäre. Eine vernünftige Interpretation der Zunahme in der Schumann Frequenz ergibt sich von einer Zunahme in Elektron Dichtheit von sowohl der Atmosphäre als auch der unter Atmosphäre als ein hauptsächliches Objektiv der Aerosolbetriebe. Ein Konservativer ist zuerst Schätzung der Zunahme in Elektron Dichtheit auf der Reihenfolge von 8% über den letzten fünf Jahren; kleine Änderungen in Elektron Dichtheit verändern dramatisch die elektromagnetischen Kennzeichen eines Plasmas. Die bemerkenswerten elektromagnetischen Eigentümer des Ionosphäre sind Beweis jener Tatsache.

Energie Höhen der HAARP Einrichtung handelt ein ebenes das im Einklang stehend ist mit Solarstürmen. Es wird erwartet, daß die HAARP Einrichtung daher einen globalen geophysischen Schlag, beider Elektrons Dichtheit und Energie staatlicher Änderungen des Ionosphäre und der Atmosphäre bewirken kann.

Vermehrte Solarenergie, z.B., von Solarstürmen, und vermehrte Feuchtigkeit wird erwartet, die beabsichtigten Wirkungen von Energie Ansammlung der Aerosolbetriebe zu erhöhen. Der Anfang der Betriebe in einem besonderen Gebiet erscheint oft, voraussagbar von der Überlegung von diesen und anderen Faktoren, Aerosolkonzentration Höhen zu sein.

Änderungen in Masse und kinetische Energie werden verwandt durch die Gleichungen von besonderem Relativität gewesen. Änderungen in Masse werden eine Wirkung auf dem Gravitations- Feld haben. Erwartete Änderungen im Gravitations- Feld von historischer kinetischer Energie Änderungen erscheinen allein, zu niedrig für Entdeckung mit üblichen Meßgeräten durch einen Faktor von ungefähr 1 in 100,000 zu sein. An einer begrifflichen Höhe, wird eine Abnahme in der Umdrehungsrate der Erde erwartet, eine Abnahme im Gravitations- Feld herzustellen. Dimensionale Änderungen in der Erde und die Masse Verlagerungen können an einer meßbaren Höhe handeln; ANMUT Satellit können Daten eine nützliche Informationsquelle für fortgesetzte Analyse sein.

Atmosphärischer Druck wird erwartet abzunehmen, obwohl die Höhe der Entdeckung durch Meßgeräte in Frage bleibt.

Die erwartete Zunahme im Radius der Erde infolge Abnehmens von winkliger Kraftwirkung der Erde ist vorhergehend diskutiert worden.

Erscheinen Sie dort, eine starke Beziehung zwischen der Masse eines Körpers, der winkligen Geschwindigkeit und der Magnetfelds Kraft an einer macroscopic Höhe zu sein. Die Grundlage dieses Studiums zeigt an, daß die Magnetfeld Kraft (normalerweise zu einer Reihenfolge der Größe) verhältnismäßig zum Produkt der Masse und des Quadrats von der winkligen Geschwindigkeit jenes Körpers ist. Das Studium wird auf daten verfügbar von Solarsystemmessungen basiert. Diese anfängliche Untersuchung öffnet viele Aussichten für die Überlegung der Beziehungen zwischen Masse, Schwerkraft, Magnetismus, elektromagnetisch, Geschwindigkeit, Kraftwirkung und kinetische Energie, Relativität Erweiterungen und Quant Physik. Der Ursprung von ferromagnetism, als ein direktes Ergebnis von Elektron Drehung in Verbindung mit diesem Finden nicht ignoriert werden kann. Das allgemeine Prinzip des Magnetismus infolge Masse in Bewegung ist auch eine Ableitung dieses Ergebnisses. Das Magnetfeld der Erde wird, daher erwartet, fortsetzen, weiter mit irgendeiner Abnahme in der Umdrehungsrate der Erde abzunehmen.

Magnetfeld Veränderung in Korrespondenz mit Solarausfluß Veränderung erscheint, leicht meßbar mit ziemlich einfachen Geräten zu sein. Die Veränderung in bezug auf Aerosolbetriebe, ELF-VLF Fortpflanzung und astronomisch verdunkelt Ereignisse wie zum Beispiel schwierig bleibt zu quantifizieren.

Ungewöhnlich hohe Höhen von ferromagnetism erscheinen, offensichtlich zu sein. Die Simulation der Bedingungen, die am besten erscheinen, dieses Ergebnis zu reproduzieren, schließt die Enthebung des ferromagnetism durch Hitze, und die folgende Aussetzung des Materials, z.B., Stahl, zu hohen ebenen Magnetfeldern mit ein. Künstliche Magnetfelder sind eine Überlegung in jenem Ergebnis.

Eine Schätzung Magnetfeld Kraft der Abnahme der Erde, als eine Funktion einer Abnahme in der Umdrehungsrate der Erde entwickelt worden ist. Berechnungen von der Beziehung zeigen an, daß diese Abnahme Magnetfelds Kraft ein measureable Betrag ist, sogar durch historische Raten der Änderungen in der Umdrehungsrate der Erde. Wenn die Umdrehungsrate Verschlechterungen über hinaus historische Standards, macht die Größe nur diese Abnahme Magnetfelds Kraft die leichter ist zu entdecken. Eine Schätzung bezüglich, wenn die Magnetfeld Kraft Verschlechterungen zu null auch verfügbar von der Beziehung ist, die entwickelt worden ist.

Eine Beziehung zwischen der Abnahme Magnetfelds Kraft in bezug auf ein Abnahme der Schwerkraft Feld ist auch an einer ersten Höhe der Annäherung entwickelt worden. Die Größe dieser Änderung erscheint nicht, meßbar zu sein.

Eine Hypothese eines grundlegenden geophysischen Motivs von den Aerosolbetrieben bleibt unter ernster Überlegung. Die grundlegende Frage existiert bezüglich, egal ob es durchführbar ist, daß die Aerosolbetriebe den kinetischen Energie Staat der Erde beeinflussen könnte. Ein Mechanismus von Energie Wechselwirkung ist unter Nachprüfung zur Zeit. Eine Untersuchung hat Dichtheit der Energie eines Plasmas, für die Atmosphäre und Ionosphäre der Erde vor allem gegolten, liegt der Physik dieses Studiums zugrunde. Analyse zeigt an, daß das durchführbar ist, die Aussicht eines gekräftigten atmosphärischen Plasmas zu bedenken, daß die Energie Quote von kinetischer Energie Änderungen in der Erde überschreitet. Eine Methode zum Vermehren verwickelt des Energie Staat des Plasmas die langsame Anpassung Welle einer hoh-Frequenz innerhalb des Plasmas, das mit dem grundlegenden Faktor von Einfluß Werden das Verhältnis des Quadrats von der Plasma Frequenz zum Quadrat der gereguliert Frequenz gereguliert wird. Fortgesetzte Messungen unterstützen die Existenz von allgegenwärtig ELF Fortpflanzung an multiples von 4Hz. Die grundlegenden Objektiv und die Methoden der HAARP Einrichtung können in dieser Analyse nicht ignoriert werden. Eine zentrale Frage, die bleibt, ist, daß von Energie Bekehrung Wirkungsgrad; jetzige Analyse anzeigt, daß ein Bekehrung Wirkungsgrad auf der Reihenfolge von  $10^{-6}$  (Zuerst Schätzung) wird erfordert zwischen irgendeiner kinetischen Energie Änderungen der Erde und der kinetischen Energie, der innerhalb des Plasmas des Atmosphäre/Ionosphäre mit einer ungefähren Plasma Frequenz von 3MHz angesammelt worden ist, haben reguliert mit ELF an 100Hz. Für Interesse wird Willen, die Bekehrung Wirkungsgrad der HAARP Einrichtung für ELF Fortpflanzung erklärt, auf der Reihenfolge von 10 zu sein<sup>-8</sup>. Eine Analyse zeigt Daten der Zeit an daß ein Ausfall, den kinetischen Energie Staat der Erde zu beeinflussen, gültig bleibt, wenn tatsächlich dies als ein nützliches Motiv der Aerosolbetriebe existiert,

Alle vorhergehend diskutierten Anwendungen der Aerosolbetriebe, Umweltsteuerung, biologischer Betriebe, elektromagnetischer Betriebe, Militärbetriebe und geophysische Überlegungen bleiben substantiated mit der Forschung, die geleitet worden ist.

Die Überlegung geleiteter biologischer Betriebe auf dem Volk bleibt an erster Stelle. Alle Faktoren, die auf diesem diskutiert werden, und vorherige Seiten handeln in einem anwachsenden Sinn. Es gibt nein angedeutete oder erklärte Tat oder Motiv des Wohlwollens zur allgemeinen menschlichen Bevölkerung innerhalb dieser Forschungsvorstellung.

Clifford E Carnicom  
Dec 13, 2003  
Redigiert Dec 17, 2003

## LE SCOPERTE PRELIMINARI

Dec 13, 2003

### LE SCOPERTE PRELIMINARI

Il Clifford E Carnicom

Il Dec 13 2003

Dec redatto 17 2003

Un sommario di scoperte preliminari è presentato; il tempo adeguato per la presentazione piena e la documentazione di sforzi non esiste a questo tempo. Il centro d'interesse di ricerca attuale è sulle implicazioni di geofisico ed energia delle operazioni di aerosol.

L'analisi di deviazioni di tempo sopra un cinque periodo di mese continua a indicare la possibilità molto reale di una diminuzione nel tasso di rotational della terra. Un'analisi di dati storici dagli Stati Uniti. Navale e l'Internazionale Terra Rotazione giustifica la di questo . Le variazioni entro i dati storici sono statisticamente significative a un estremamente alto livello. Più ricerca recente indica non solo il possiblity di un componente di slow down misurabile, ma di un componente non-lineare come bene. La prospettiva di un componente di slow down crescente è quindi sotto la considerazione seria, e rimane sostenuto da tutti i dati indipendentemente disponibili da questo ricercatore. I cambiamenti piccoli tradurranno in tempo ai grandi cambiamenti nell'energia cinetica della terra, e gli avvenimenti di geofisico di importanza più grande e l'agitazione si sono aspettati di conseguenza. I dati indica la possibilità di aumentare differenze di tempo (rotational contro atomiche norme) con progettati geofisico effetti. delle il le i

Le investigazioni iniziali sono stato condotte sui dati di frequenza di Schumann storici. I dati indica un aumento di questa frequenza sopra il periodo recente di parecchi anni che è stato esaminato. Popolarmente dichiarato cambiamenti dello Schumann sull'ordine di parecchi hertz appare essere completamente unsubstantiated. I cambiamenti sull'ordine di un'una frazione di un hertz da un valore di riferimento di avvicina a 7.8Hz sono realisticamente sotto la considerazione. La letteratura mostra un rapporto misurato tra i cambiamenti nella frequenza di Schumann e la densità di elettrone dell'ionosfera. Un'interpretazione ragionevole dell'aumento della frequenza di Schumann risulta da un aumento della densità di elettrone di entrambi l'atmosfera e l'atmosfera più bassa come un obbiettivo primario delle operazioni di aerosol. Un conservatore una prima valutazione dell'aumento della densità di elettrone è sull'ordine di 8% sopra l'ultimo cinque anni; i cambiamenti piccoli nella densità di elettrone alterano drammaticamente le caratteristiche elettromagnetiche di un plasma. L'eccezionale elettromagnetico proprieti dell'ionosfera sono evidenza di quel fatto.

I livelli di energia della facilità di HAARP agiscono un proporzionato di livello con le tempeste solari. Si è aspettato che la lattina di facilità di HAARP quindi l'effetto un impatto di geofisico globale, includere entrambi l'elettrone lo stato di densità ed energia cambiamenti di dell'ionosfera e l'atmosfera.

Aumentato solare energia, per esempio, da solare tempeste, ed aumentato umidità sono aspettato migliorare l'inteso effetti di energia dell'aerosol . L'inizio di operazioni in una regione particolare appare spesso essere prevedibile dalla considerazione di questi e gli altri fattori, i livelli di concentrazione di aerosol compresi.

I cambiamenti nella massa e l'energia cinetica sono raccontati attraverso le equazioni di

relatività speciale. I cambiamenti nella massa avranno un effetto sul campo di gravitazionale. Aspettato cambiamenti nel gravitazionale da storico cinetico energia solo appare essere troppo per rivelazione con abituale attrezzatura da un fattore di approssimativamente 1 in 100,000. A un livello concettuale, una diminuzione nel tasso di rotational della terra si è aspettata produrre una diminuzione nel campo di gravitazionale. I cambiamenti dimensionali negli spostamenti di terra e massa possono agire a un livello misurabile; i dati di satellite di GRAZIA possono essere una fonte utile di informazioni per l'analisi continua.

La pressione atmosferica si è aspettata diminuire, sebbene il livello di rivelazione dall'attrezzatura rimane nella domanda.

L'aumento aspettato del raggio della terra come risultato di diminuire il momento angolare della terra è stato precedentemente discusso.

Lí appare essere un forte tra la massa di un corpo, l'angolare ed il magnetico campo a un macroscopic . La fondazione di questo studio indica che la forza di campo magnetica è (comunemente a un ordine di importanza) proporzionale al prodotto della massa ed il quadrato della velocità angolare di quel corpo. Lo studio è basato sui dati disponibili dalle misure di sistema solari. Quest'iniziale apre molte prospettive per la considerazione di rapporti tra massa, gravità, magnetismo, elettromagnetico, velocità, momento e cinetico , relatività variations . L'origine di ferromagnetism come un risultato diretto di rotazione di elettrone non può essere ignorato nella congiunzione con questa scoperta. Il principio generale di magnetismo come risultato della massa nel movimento è anche un derivative di questo risultato. Il campo magnetico della terra si è aspettato, quindi, continuare a diminuire con qualunque diminuzione nel tasso di rotational della terra.

La variazione di campo magnetica nella corrispondenza con la variazione di flusso solare appare essere facilmente misurabile con l'apparecchiatura abbastanza semplice. La variazione in riferimento alle operazioni di aerosol, gli avvenimenti di propagazione di Extremely Low Frequency Very Low Frequency ed astronomico come le eclissi rimane difficile quantificare.

Gli insolitamente alti livelli di ferromagnetism appaiono essere evidente. Il simulazione delle condizioni che appaiono riprodurre meglio questo risultato include la rimozione del ferromagnetism attraverso il calore, e l'esposizione successiva del materiale, per esempio, l'acciaio, all'alto livello campi magnetici. Artificiale magnetico campi sono una considerazione in quel risultato.

La forza di campo magnetica di una valutazione del declino nella terra come una funzione di una diminuzione nel tasso di rotational della terra è stato sviluppata. I calcoli dal rapporto indicano che questo declino nella forza di campo magnetica è una quantità di measureable, anche dai tassi storici di cambiamenti nel tasso di rotational della terra. Se il tasso di rotational declina oltre le norme storiche, l'importanza fa soltanto questo declino nella forza di campo magnetica più facile di rivelare. Una valutazione quanto a quando i declini di forza di campo magnetici allo zero è anche disponibili dal rapporto che è stato sviluppato.

Un rapporto tra il declino nella forza di campo magnetica in riferimento a un declino nel campo di gravità è stato anche sviluppato a un primo livello di approssimazione. L'importanza di questo cambiamento non appare essere misurabile.

Un'ipotesi di un motivo di geofisico fondamentale delle operazioni di aerosol rimane sotto la

considerazione seria. La domanda fondamentale esiste quanto a se o non è fattibile che le operazioni di aerosol potrebbero riguardare lo stato di energia cinetica della terra. Un meccanismo di azione reciproca di energia è sotto la revisione a questo tempo. Un esame della densità di energia di un plasma, applicato all'atmosfera della terra e l'ionosfera nel particolare, giace sotto la fisica di questo studio. Analisi indica ciò è fattibile considerare la prospettiva di un eccitato atmosferico plasma che eccede l'energia da cinetica energia nella terra. Un metodo per aumentare lo stato di energia del plasma coinvolge la modulazione lenta di un'onda di alto-frequenza entro il plasma, col fattore fondamentale di essere di influenza il rapporto del quadrato della frequenza di plasma al quadrato della frequenza di varied. Le misure continue sostengono l'esistenza di propagazione di Extremely Low Frequency di onnipresente al multiples di 4Hz. Gli obiettivi fondamentali ed i metodi della facilità di HAARP non possono essere ignorati in quest'analisi. Una domanda centrale che rimane è che di efficienza di conversione di energia; l'analisi attuale indica che un'efficienza di conversione sull'ordine di  $10^{-6}$  (La prima valutazione) è richiesto tra qualunque cambiamenti di energia cinetici della terra e l'energia cinetica accumulata entro il plasma dell'atmosfera/ionosfera con una frequenza di avvicina a plasma di 3MHz il varied con Extremely Low Frequency a 100Hz. Per il beneficio di interesse, l'efficienza di conversione della facilità di HAARP per la propagazione di Extremely Low Frequency è dichiarata per essere sull'ordine di  $10^{-8}$ . Un'analisi dei dati di tempo indica che un fallimento di riguardare lo stato di energia cinetica della terra rimane nell'effetto, se veramente questo esiste come un motivo vitale delle operazioni di aerosol,

Tutte le domande precedentemente discusse delle operazioni di aerosol, includere il controllo ambientale, le operazioni biologiche, le operazioni elettromagnetiche, le considerazioni di operazioni e geofisico militari rimangono convalidato con la ricerca che è stato condotto.

La considerazione di diretto biologico operazioni sulla plebaglia rimane dominante. Tutti i fattori discussi su quest'e le pagine precedenti agiscono in un senso cumulativo. Ci è no o dichiarato atto o motivo di benevolenza al generale umano popolazione entro questa ricerca.

Il Clifford E Carnicom

Il Dec 13, 2003

Dec redatto 17, 2003



## RESULTADOS PRELIMINARES

Dec 13, 2003

### RESULTADOS PRELIMINARES

Clifford E Carnicom

O dezembro 13 2003

Dezembro editado 17 2003

Um resumo de resultados preliminares é apresentado; tempo adequado para plena apresentação e documentação de esforços não existem em desta vez. O foco de pesquisa atual está sobre o geofísico e implicações de energia das operações de aerosol.

A análise de divagações de tempo sobre um cinco período de mês continua a indicar a possibilidade muito real de uma diminuição no índice de spinning da terra. Uma análise de dados históricos do E.U.A. Observatório naval e o Serviço Internacional de Rotação de Terra justifica a busca deste tema. As variações dentro dos dados históricos são estatísticas significativas a um nível extremamente alto. Pesquisa mais recente não indica só o possível de um componente mensurável de slow down, mas de um componente de não-linear também. A possibilidade de um componente crescente de slow down é portanto sob consideração séria, e sobre apoiado por todos dados independentemente disponíveis deste pesquisador. Mudanças pequenas com o tempo traduzirão a mudanças grandes na energia cinética da terra, e para acontecimentos de geofísico de magnitude maior e distúrbio são esperados como um resultado. Os dados indica a possibilidade de aumentar diferenças de tempo (spinning vs. padrões atômicos) com efeitos projetados de geofísico.

Investigações iniciais foram conduzidas em dados históricos de frequência de Schumann. Os dados indica um aumento nesta frequência sobre o período recente de vários anos que foi examinado. Mudanças declaradas popularmente circuladas da frequência de Schumann na ordem de vários hertz aparecem estar completamente unfounded. As mudanças na ordem de uma fração de um hertz de um valor de referência de aproximadamente 7.8Hz são realistamente sob consideração. A literatura mostra um relacionamento medido entre mudanças em frequência de Schumann e a densidade de elétron do ionosfera. Um explicação razoável do aumento na frequência de Schumann resulta de um aumento em densidade de elétron de ambos a atmosfera e a atmosfera mais baixa como um objetivo primário das operações de aerosol. Uma primeira estimativa conservadora do aumento em densidade de elétron está na ordem de 8% sobre os últimos cinco anos; mudanças pequenas em densidade de elétron dramaticamente alteram o electromagnético característico de um plasma. As propriedades electromagnéticas notáveis do ionosfera são evidência daquele fato.

Os níveis de energia da facilidade de HAARP agem um plano proporcional com tempestades solares. É esperado que a facilidade de HAARP pode portanto efeito um impacto global de geofísico, incluir ambos densidade de elétron e energia mudanças estaduais do ionosfera e atmosfera.

Energia solar aumentada, e.g., de tempestades solares, e vapor aumentado são esperados aumentar os efeitos pretendidos de acumulação de energia das operações de aerosol. O princípio de operações numa região particular aparece frequentemente ser previsível da consideração destes e outros fatores, que incluindo níveis de concentração de aerosol.

As mudanças em massa e energia cinética são relacionadas pelas equações de relatividade

especial. As mudanças em massa terão um efeito sobre o campo gravitante. Mudanças esperadas no campo gravitante de mudanças cinéticas históricas de energia só aparecem estar muito baixo para descoberta com instrumentação habitual por um fator de aproximadamente 1 em 100,000. Num nível conceitual, uma diminuição no índice de spinning da terra é esperada produzir uma diminuição no campo gravitante. Mudanças dimensionais na terra e deslocamentos de massa podem agir num nível mensurável; dados de satélite de GRAÇA podem ser uma fonte útil das informações para análise continuada.

Pressão atmosférica é esperada diminuir, embora o nível de descoberta por restos de instrumentação em questão.

O aumento esperado no raio da terra como um resultado de diminuir movimento angular da terra previamente foi discutido.

Aparece haver um relacionamento forte entre a massa de um corpo, a velocidade angular e a força magnética de campo num nível de large view. A fundação deste estudo indica que a força magnética de campo é (comummente a uma ordem de magnitude) proporcional ao produto da massa e para o quadrado da velocidade angular daquele corpo. O estudo é baseado sobre dados disponível de medidas solares de sistema. Este exame inicial abre muitas possibilidades para a consideração de relacionamentos entre massa, gravidade, magnetismo, velocidade electromagnética, movimento e energia cinética, dilatações de relatividade e física de quanto. A origem de magnetism of iron como um resultado direto de volta de elétron não podem ser ignorados em conjunção com este achado. O princípio geral de magnetismo como um resultado de massa em movimento é também um derivado deste resultado. O campo magnético da terra é esperado, portanto, continuar a diminuir com qualquer diminuição no índice de spinning da terra.

Variação magnética de campo em correspondência com variação solar de fluxo aparece ser facilmente mensurável com equipamento claramente simples. A variação com respeito a operações de aerosol, para propagação de Extremely Low Frequency Very Low Frequency e acontecimentos de astronômico tal enquanto sobra os eclipses difícil a quantificar.

Níveis raramente altos de magnetism of iron aparecem ser evidentes. O simulação das condições que melhor aparece reproduzir este resultado incluir a remoção do magnetism of iron por calor, e a exposição subsequente do material, e.g., aço, a campos magnéticos, planos altos. Campos magnéticos artificiais são uma consideração naquele resultado.

Uma estimativa do declínio na força magnética de campo da terra como uma função de uma diminuição no índice de spinning da terra foi desenvolvida. As computações do relacionamento indicam que este declínio em força magnética de campo é uma quantia de measure, regular por índices históricos de mudanças no índice de spinning da terra. Se os declínios de índice de spinning além de padrões históricos, a magnitude só faz este declínio em força magnética de campo mais fácil captar. Uma estimativa como a quando para os declínios magnéticos de força de campo a zero está também disponível do relacionamento que foi desenvolvido.

Um relacionamento entre o declínio em força magnética de campo com respeito a um declínio no campo de gravidade também foi desenvolvido num primeiro nível de aproximação. A magnitude desta mudança não aparece ser mensurável.

Uma hipótese de um motivo fundamental de geofísico das operações de aerosol permanece sob consideração séria. A pergunta fundamental existe como a se é praticável que as operações de

aerosol podem afetar o estado cinético de energia da terra. Um mecanismo de interação de energia é sob revisão em desta vez. Um exame da densidade de energia de um plasma, aplicado à atmosfera da terra e para ionosfera em particular, supports a física deste estudo. A análise indica isso é praticável considerar a possibilidade de um estimulou plasma atmosférico que excede a cotação de energia de mudanças cinéticas de energia na terra. Um método para aumentar o estado de energia do plasma envolve a modulação lenta de uma onda de alto-frequência dentro do plasma, com o fator fundamental de influência é a relação do quadrado da frequência de plasma ao quadrado da frequência de varied. Medidas continuadas apoiam a existência de propagação onipresente de Extremely Low Frequency em repeats de 4Hz. Os objetivos fundamentais e métodos da facilidade de HAARP nao podem ser ignorados nesta análise. Uma pergunta central que sobra é que de eficiência de conversão de energia; análise atual indica que uma eficiência de conversão na ordem de  $10^{-6}$  (Primeira estimativa) é requerida entre qualquer mudanças cinéticas de energia da terra e energia cinética acumulada dentro do plasma do atmosfera/ionosfera com uma frequência aproximada de plasma de varied 3MHz com Extremely Low Frequency em 100Hz. Para causa de interesse, a eficiência de conversão da facilidade de HAARP para propagação de Extremely Low Frequency é declarada estar na ordem de  $10^{-8}$ . Uma análise dos dados de tempo indica que um fracasso de afetar o estado cinético de energia dos restos de terra em efeito, se de fato que isto existe como um motivo viável das operações de aerosol,

Todas aplicações previamente discutidas das operações de aerosol, incluir do controle de ambiente, operações biológicas, operações electromagnéticas, operações militares e considerações de geofísico permanecem substantiated com a pesquisa que foi conduzido.

A consideração de operações biológicas dirigidas sobre o populacho sobra superior. Todos fatores discutido neste e páginas prévias agem num sentido cumulativo. Não há ato subentendido ou declarado ou motivo de benevolência à população humana geral dentro desta apresentação de pesquisa.

Clifford E Carnicom  
O dezembro 13, 2003  
Dezembro editado 17, 2003